

- WENDY'S PRESENTS -

FEAST OF LEGENDS



RISE FROM THE DEEP FREEZE



RULEBOOK & CAMPAIGN

FEAST *of* LEGENDS

PLAYER'S GUIDE

THE FIGHT AGAINST FROZEN BEEF

Queen Wendy, first of her name, breaker of fast food chains, defender of all things fresh, never frozen.

“**The Clapback Queen**” has been the ruler of Freshtovia since 1969, and defends the realm from the treacherous evils of those who practice the dark art of frozen beef.





WELCOME TO FEAST OF LEGENDS

RULEBOOK



CAMPAIGN

INTRO TO THE WORLD

You are adventurers in the realm of Beef's Keep, where the nations have been splintered over major disagreements in how to treat the realm's people. Creepingvale and the United Clown Nations have led their people into a collective darkness known as The Deep Freeze. While the world currently feels like a cold and desolate place, you reside in the one nation that remains a true beacon of hope: Freshtovia.

Freshtovia is known for its lush fields; signature dishes; and redheaded queen, Queen Wendy. As queen of Freshtovia, Wendy has clapped back at all attacks on her borders. She is strong and has maintained her nation's integrity despite the growing pressure of the other nations.

If you've played a tabletop role-playing game (RPG) before, you'll find yourself quite comfortable with our setting and rules of the adventure you are about to embark on. If this is your first time in the tabletop RPG world, welcome. Let us explain a little about the type of game you'll be playing.

A role-playing game is exactly that: players play the role of the character they create. One person will play the role of the game master (GM). The GM will drive the narrative, playing out the situations of all non-player characters you encounter and ensuring the experience is fun and challenging for all players.

After you create your character, you'll be put into a world where you make the decisions at every turn. The only limit is your imagination.

— THE REALM OF —
BEEF'S KEEP



TABLE *of* CONTENTS

◆ CORE RULEBOOK

Creating Your Character.....	5
Gameplay	7
Adventuring.....	8
Buffs & Debuffs	10

◆ ORDERS

ORDER OF THE CHICKEN

- Order of the Spicy Chicken Sandwich.....	12
- Order of the Homestyle Chicken Sandwich	13
- Order of the Grilled Chicken Sandwich.....	14
- Order of the Asiago Ranch Chicken Club	14
- Order of the Chicken Nuggets	15

ORDER OF THE BEEF

- Order of the Baconator	16
- Order of the Jr. Bacon Cheeseburger	17
- Order of the Dave's Double.....	17
- Order of the Double Stack.....	18

ORDER OF THE SIDES

- Order of the Frosty	19
- Order of the French Fries	20
- Order of the Baconator Fries.....	20
- Order of the Chili	21
- Order of the Baked Potato	22

◆ QUICK START GUIDE

- Detailed Character Creation Example.....	23
- Character Sheets	25

◆ CREATING YOUR CHARACTER ◆

When you begin creating your character, you'll first determine their stats. Stats represent the fabric of your character. Some adventurers can take on the world with overwhelming strength, others will use their wit to outsmart even the toughest opponents, and others will beguile even the most garish of rogues with their unending Charm.

While you can model your character after yourself, you can also model it after your favorite fictional character. Will you have the strength of Thor or the cunning of Loki? This is where you really start to craft the aspects of who your character is.

ORDER

Choosing your Order will determine what your character's specialities are as you journey through the realm of Beef's Keep. Here is where you get to decide exactly how you would like to play. Do you want to use magic or be a brawler? Are you a sophisticated debutante or the salt of the earth? Pick the Order that best matches the character you would like to play. Or just pick your Order based on what you like in the real world.

Each Order will also give a brief background on the style of play the character will have. If you like, you can use this information to help develop your character's personal background.

STATS

There are five main stats in Feast of Legends:

Strength: The Strength stat will encompass your character's physical and mental strength. You will roll a die against your Strength stat for things like physical strikes in a fight, carrying or moving an item, and whether your character's mental state is affected by emotion or other external variables (heat, poisoning, confusion, etc.).

Intelligence: The Intelligence stat directly affects how your character's smarts will change a situation. A low Intelligence will likely make it more difficult for your character to solve puzzles. A high Intelligence will make your character a fast learner, helping them guide your team to victory.

Charm: The Charm stat is your personality. Are you welcoming, or do people find you a bit repulsive? The die will always decide, but a good Charm stat will be key to your best interactions with the characters in your world.

Arcana: The Arcana stat is your connection to the magical realms within the world. If you are a magic user, a good Arcana stat is a must. Recognizing the magical abilities of other characters or items is also tied to your Arcana stat.

Grace: The Grace stat is tied to the acrobatic movements of your character — or the lack thereof. Those with a higher Grace stat will be better with certain weapons and will have an advantage while jumping, running or dodging attacks.

Each stat will be given a ranking between 1 and 16. To determine the number for your stats, roll four d4s (a d4 is a four-sided die). We call this roll the 4 for \$4. Nailed it. Add up the total of your rolls, and that number will be one of your stats.

You will do this five times to determine the ranking of your five character stats. Make sure you roll all five numbers before choosing which stat to apply them to. The Order you choose for your character will help determine which stat you should apply your best numbers to. If you are a magic user, your highest roll should be applied to your Arcana stat, but you might not need as high of a Strength stat. The exact opposite would apply to a warrior or physical fighter.

Depending on your stats, you will gain specific bonuses to certain rolls within the game. Below is a quick chart explaining the bonuses or subtractions you receive on rolls.

ROLL BONUSES BASED ON STATS

1-4	-2
5-6	-1
7-8	0
9-12	+1
13-15	+2
16	+3
>16	+4

Example Roll:

Roll 1 Total = 9 + 1	Roll Bonus = 10
Roll 2 Total = 13 + 2	Roll Bonus = 15
Roll 3 Total = 10 + 1	Roll Bonus = 11
Roll 4 Total = 12 + 1	Roll Bonus = 13
Roll 5 Total = 6 - 1	Roll Bonus = 5

These numbers would be assigned to the Base stat column on the character sheet.

[See end of section for a detailed example.]

NO DICE? NO PROBLEM

Check out our digital dice roller on feastoflegends.com for all your critical hitting needs.

We Got You...DICE!

DEFENSE

Your defense will determine how resilient your character is in battle. While still a statistic, it doesn't affect gameplay the same way. This is the number an enemy must roll for their attack to hit you. The number will change based on character class and added armor. For now, leave this blank until you choose your class. In the class description, you will be given the number to fill in as your base defense.

HIT POINTS

Hit points (HP) are the amount of health your character has. If your hit points drop to zero, you will pass out from hunger, and you must wait for your team to sit down for a meal before you can rejoin the adventure. Some teammates can help you stave off hunger with their special skills.

For your character's first level, roll four d4s, that's right, the 4 for \$4. Nailed it again. The result will be your starting hit points. If your roll is less than a total of five, then your starting hit points are five. You will not add the Roll Bonus above to your health stat. However, some Orders will allow you to gain additional starting hit points. If there is an additional health bonus for your character, it will be listed in the description of the Order you choose.

Each time your character levels up, roll two d4 and add +4 for an additional 6-12 hit points.

RESISTANCE/WEAKNESS

If your character has a resistance to something, they will take half the damage they normally would. Likewise, if they have a weakness, they will take double the damage. This also applies to the foes you encounter on your journey. A skill, item, armor, or weapon will tell you if you develop a resistance or weakness to a certain type of damage.

ADVANTAGE/DISADVANTAGE

Certain situations in the game will put your character at either an advantage or a disadvantage. If you are at an advantage, you will roll your d20 (a 20-sided die) twice, using the larger of the two numbers. If you are at a disadvantage, you will also roll your d20 twice, but you will use the smaller of the two numbers.

Your GM can tell you when to roll for advantage and disadvantage, though certain items and skill descriptions will also inform you of when to roll.

SKILLS

Each class has a list of starting skills, as well as the skills they will gain as they level up. During your turn, you can use one of these skills as your movement. (Some characters are allowed two actions per turn, meaning they can use two skills or the same skill twice.)

There is no limit to the number of times you can use your skills in battle; they simply take the action phase of your turn, unless otherwise specified on the skill.

Passive skills mean you do not have to use your action for the skill to be active; they are always active in specific situations.

Many skills will be played in the same way as an attack action. The GM will let you know if the enemy must make a save. If the enemy needs to make a save, they will roll a d20. The number the enemy rolls must beat the number indicated next to the skill your character is using. It is best to write your skills and these numbers on your character sheet for easy access during gameplay.

ITEMS YOU ARE SKILLED WITH

If your class is skilled with an item you are using to attack, you will add a +1 bonus to your d20 attack rolls.

STARTING LOADOUT

Your character will start with a basic weapon or two if the Order you choose permits it. If you can hold a shield, you may start with a basic shield as well. You also start with a basic outfit, which can include clothing or armor that matches your character's skills.

Any other basic tools or items that make sense for your character to carry must be listed on your character sheet and approved by the GM before the start of gameplay.

Each character will also start out with 10 gold coins.

MONEY

The money in the realm of Beef's Keep is fairly simple. It's gold without any converting units; everything just costs a certain amount of gold. You can also sell items for gold. Gold coins, babyyyy! Most merchants will sell items at or around market price and buy things at various amounts below market price.

WHAT YOU LOOK LIKE

Writing down a physical description of your character will help you and your party members be fully immersed in the experience. Use your class to help inform the look and feel of the character you want to create.

Oh, and don't forget to give your new hero a super dope name. People are going to be calling you that for the entire game, after all.

◆ GAMEPLAY

BATTLES

When the party is about to enter a battle, everyone will roll a d20. The number you get will determine your placement in the battle's turn order. The GM will roll for all of the opponents in each battle. The character who rolled the highest number will go first, and then characters will act in descending order.

URNS

Each character's turn will consist of completing a movement, taking an action and doing one eligible extra action.

Action: You can take one action. An action would be an attack; use of a skill; or attempting an action separate from attacking, such as lifting an object. Your action is only limited by your character's ability and your imagination — and the rules your GM decides to enforce.

ATTACK

If you choose to make a physical attack, you must first choose an opponent within the proper range. Then you'll roll a d20. If the number you roll is higher than your enemy's defense, your attack is successful, and you will roll the dice indicated on each weapon's attack description. For easy access, it is best to write these numbers on your character sheet next to the weapons you are carrying.

FEAST MODE

If you roll a 20 on an attack or skill roll, you go into FEAST MODE. You do the maximum amount of attack damage, plus an additional roll of the normal attack dice. You also get advantage on your next roll, making going into FEAST MODE again even more likely. Going into FEAST MODE can completely change the tide of a confrontation.

Likewise, rolling a 20 on any skills check will result in your character's best possible outcome in their current situation. After all, you went into FEAST MODE.

BIG OOPS

Rolling a 1 during battle will result in a big oops. Perhaps even the biggest of oops. You will completely miss your attack, and, in certain cases, may even hurt yourself or your teammates.

Likewise, rolling a 1 on any skill or stat check will result in your character's worst possible outcome in their current situation.

MOVEMENT

With each turn, your character can move up to 25 feet. Each square on the table represents 5 feet of movement. If you choose not to take an action, you can sprint instead, moving up to 50 feet in one turn. If you are directly adjacent to an enemy, you can use breakout as your action before moving up to 25 feet away. If you do not choose breakout, the enemy can take a cheap shot as you attempt to run away.

EXTRA ACTION

Your character can also take an extra action, which includes small things like kicking an item on the ground out of the way, shutting a door or tossing something to a teammate. Skills can only be used as an extra action if they are listed as such in the description.

CHEAP SHOT

If you are adjacent to an opponent and move away without using an action to break out, that opponent will have the opportunity to get a free attack on you. A cheap shot, if you will. Of course, if an opponent you're adjacent to tries to run without breaking out, it's your turn for a cheap shot. So have your attack at the ready.

FALLING DOWN

If a character falls down during battle, they must use their turn's movement to get back up. If you attack a character who is on the ground, you will gain advantage; however, missing that attack will cause you to trip and fall as well.

RESTING

After a hard-fought battle, your characters will often need to rest up. To regain your health outside of battle, you will need to sit down for a meal. You can opt for a snack, which takes less time if you are in a hurry and need to accomplish a task. After a snack, each member of the party will roll a d6 and regain the number of hit points shown on the die.

To regain all hit points, the party will need to sit down for a meal. The meal will take more time, and, depending on character location and other story factors, the GM can have someone attack your vulnerable party. Make sure your group is in a safe place before stopping for a meal.



ADVENTURING

Combat is a major component of the game, but so is adventuring. You aren't tied to the same movement rules when you're not in combat. When visiting a town, your GM will paint a picture of the world you have entered. Act as though you are in a real world — visit interesting buildings, buy items, talk to the locals or get into all sorts of trouble. Certain actions you attempt will require a skills check d20 roll; the GM will determine the outcome of your actions based on the result. So go out and enjoy, have fun, and don't be scared to stir up some adventuring.

ITEMS

Different items you carry can enhance your adventure; their use is often limited only by your imagination. Below is a list of any shops' standard items and their normal market price.

Item	Price	Attribute	Item	Price	Attribute
Blanket	1g		Guitar	10g	
10ft Rope	1g		Lute	6g	
Torch	2g		Ukelele	7g	
Tinder Box	2g		Flute	5g	
Cannister of Oil	2g		Bracelet	5g	
Journal	2g		Necklace	6g	
Cup	1g		Ring	3g	
Large Cup	2g		Tiara	7g	
Candle	1g		Hooded Cape	4g	
Map of Beef's Keep	3g		Hat (many styles)	3g	
Pencil	1g		Leather Boots	4g	
Ink and Quill	3g		Shirt	2g	
Chalk	2g		Pants	3g	
Hammer	2g		Clamps (2)	3g	
Nails	1g each		Sleeping Bag	2g	
Shackles	4g		Food Tray	3g	
10ft Chain	10g		Bag of Combo Carrying	25g	Allows player to carry a very large item
Drum	5g		Pigtail Wig	4g	

ANIMALS

What would any good fantasy adventure be without an eventual way to cheat travel time? If your party wants to get around Freshtovia in a hurry, swing by a stable.

STANDARD STABLES

Animal	Price	HP	Attack	Damage	Movement
Horse	15g	10	Trample	1d8	Movement speed x2
Donkey	10g	12	Kick	1d6	Movement speed +1.5
Mule	8g	15	Shove	1d4	Movement speed +1.5

SPECIALTY ITEMS

Item	Price	Attribute
Lemonade	7g	Heals 1d8 HP
Strawberry Lemonade	10g	Heals 1d12 HP
Chicken Nugget	5g	Heals 1d4 HP

FISHING POLES

Item	Price	Attribute
Basic Pole	2g	Catch successful on a d20 roll of 16 or higher
Advanced Pole	5g	Catch successful on a d20 roll of 13 or higher
Master Pole	10g	Catch successful on a d20 roll of 10 or higher

ARMOR

Armor offers increased protection from damage and, like weapons, it comes in a variety of styles and sizes. A player who can wear light armor can only wear light armor. A player who can wear medium can wear light and medium, while a player who can wear heavy armor can use any type of armor.

Armor	Price	Type	Protection
Fresh Baked Bun	12g	Light	+1 Defense
Foil Wizard Robe	15g	Light	+1 Arcana
Apron	15g	Light	+1 Grace
Red Polo, Black Visor	12g	Light	+1 Defense
Shift Lords Tunic	200g	Light	+2 Arcana
Crispy Chicken Armor	20g	Medium	+2 Defense
Clamshell Packaging	20g	Medium	+2 Defense
Oven Plating	20g	Medium	+2 Defense
Bacon Armor	25g	Heavy	+3 Defense
Biggie Armor	200g	Heavy	+3 Defense and resistance to ice attacks

WEAPONS

Weapons come in a variety of styles and sizes. Below is a list of the standard weapons available, their attack damage and the standard market price for each.

Weapon	Price	Damage	Type	Can I Throw It?
Spoon	1g	1d4	Light	45ft
Knife	2g	1d4	Light	60ft
Straw Shot	1g each	1d6	Light	30ft
Fork	2g	1d4	Graceful, Light	60ft
Whisk	35g	1d10	Graceful	25ft
Pairing Knife	45g	1d12	Graceful	60ft
Toothpicks	1g each	1d4	Graceful	60ft
Great Fork	20g	1d8	Graceful, 2-handed	Nope
Spork	3g	1d6	Standard, 2-handed	30ft
Spatula	30g	1d10	Heavy	Nope
Ladle	30g	1d10	Heavy	Nope
Frying Pan	50g	1d12	Heavy	10ft
Great Spoon	20g	1d8	Heavy, 2-handed	Nope
Great Knife	20g	1d8	Heavy, 2-handed	10ft
Cast-iron Skillet	55g	3d6	Heavy, 2-handed	Nope

◆ BUFFS

As you've probably discerned, food is a major aspect of Feast of Legends. As such, what you're eating in the real world will create direct buffs that affect your character in the game. Each of these buffs will go into effect for the entire duration of play for the day. So you might want to swing by your local Wendy's or hit up delivery real quick.

BUFFS FOR EATING THESE WENDY'S ITEMS [THESE BUFFS DO STACK]

Any Cheeseburger Item	Gain an additional +1 to your Strength stat for the day
Any Chicken Item	Gain an additional +1 to your Arcana stat for the day
Frosty	Gain an additional +1 to your Charm stat for the day
French Fries	Gain an additional +1 to your Intelligence stat for the day
Any Beverage Item	Gain an additional +1 to your Grace stat for the day
Any Wendy's Salad	Gain an additional +1 to your Defense stat for the day

If you are eating the item that matches your Order (e.g. You're eating a Baconator, and your character is the Order of the Baconator) you'll gain advantage on all attack rolls for the day.

◆ DEBUFFS

Just as important, if you've settled for something other than Wendy's, it can cause your character to weaken. Players eating any of the following during gameplay will gain the following debuffs for the duration of the session.

Frozen Burger Joints	You suffer +1 Ice Damage to all attacks for the day
Pizza	Add a -2 modifier to all Charm rolls for the day
Sub Sandwich	Add a -2 to all Strength rolls, including attack rolls, for the day
Gas Station Food	Add a -2 to all Intelligence rolls for the day
Fried Chicken	Subtract -1 from your Defense stat for the day
Tacos	Add a -2 to all Arcana rolls for the day.
Snackies (you know, chips and stuff)	Add a -2 modifier to all Grace rolls for the day

ORDERS

Choosing your Order will determine what your character's specialities are as you journey through the realm of Beef's Keep. Here is where you get to decide exactly how you would like to play.

Do you want to use magic or be a brawler? Are you a sophisticated debutante or the salt of the earth? Pick the Order that best matches the character you would like to play. Or just pick your Order from the real world.

Each Order will also give a brief background on the style of play the character will have. If you like, you can use this information to help develop your character's personal background.



THE ORDER of the CHICKEN

THE ART OF THE CHICKEN

Adventurers who are trained in the Art of the Chicken are often seen as magical, having a connection to otherworldly flavor and a penchant for perfection. Though those who study the Art of the Chicken can take many paths — they are all connected to abilities and powers beyond the physical realm.

◇ ORDER OF THE SPICY CHICKEN SANDWICH

Those who study the Order of the Spicy Chicken Sandwich are no strangers to heat. In fact, they thrive in it. Trained in the Art of the Spicy Chicken Sandwich, these adventurers are one with the hot climates found in parts of the nation of Freshovia. This connection to heat flows through them.

Often from desert towns, these adventurers are known for their crispy exterior, but are tender once you get close to them.

Base Defense	12
Additional HP	Add 1 additional hit point to your character
Other Bonuses	Add 1 additional point to your Arcana stat
Skilled With	Light armors (cloth/leather), robes, staves, light weapons and throwing weapons
Cannot Use	Heavy or medium armors, shields, or heavy weapons

SKILLS BY LEVEL

Level 1

Spicy Touch: Reaching out and touching an adjacent enemy with the spice left on your fingertips. If the attack hits, it does one $d4+1$ heat damage. *Casting Distance: 5 feet*

Slow Heat: A steady heat that slowly wears on your opponents. The enemy must make a strength-saving throw of 13 or higher. If the enemy fails the throw, they will take one point of heat damage and one additional point of heat damage after each of their turns. (At level 3, this increases to three points of heat damage and three additional points of heat damage after each of their turns.)

Casting Distance: 90 feet

Smokescreen: A diversion tactic in which a cloud of smoke appears and temporarily blinds your opponents. Choose a point within the casting distance. All characters within a 10-foot radius of that point must make a strength-saving throw of 13 or higher. Those who fail the throw will have their movement ability reduced by half and be at a disadvantage on all rolls made that turn.



Characters moving into the area must make a saving throw, and characters starting their turn in the area must make an additional saving throw. This spell lasts three turns or until a different smokescreen or smoke bomb is cast.

Casting Distance: 90 feet

Level 2

Crunch: Your skin hardens to help protect you from enemy assaults. You gain a resistance to all physical damage for four turns.

True Fire: An orb of flame that surrounds and protects you from outside forces for three turns. If you succeed your roll, you'll get a +3 to your defense on projectile and magic attacks for three turns. Enemies must make an Arcana-saving throw of 14 or higher or take +2 damage to their HP when attempting to make a non-projectile physical attack for the next three turns.

Level 3

Quick Burn: This is a short blast of hot air, aka a ball of steam, into an opponent's face. If the attack hits, it will do 1d12 heat damage. *Casting Distance: 60 feet*

Smoke Bomb: An explosive diversionary tactic! After a blast of force, a cloud of smoke spreads and temporarily blinds your opponents. Choose a point within the casting distance. All characters within a 20-foot radius of that point must make a strength-saving throw of 13 or higher. Those who fail the throw will have their movement ability reduced by half and be at a disadvantage on all rolls made that turn. Those within the circle who fail their throws upon casting will take 1d6+1 force damage.

Characters moving into the area must make a saving throw, and characters starting their turn in the area must make an additional saving throw. This spell lasts for three turns or until a different smokescreen or smoke bomb is cast.

Casting Distance: 90 feet

Level 4

Flamethrower: A column of flame goes out from your extended hand. If the attack hits, all characters in a straight line for 30 feet will take 2d4+1 damage.

Level 5

Unending Heat: A sphere of white and blue flame engulfs an area within a 30-foot radius in all directions. All characters within that area must make a strength-saving throw of 13 or higher or take 4d6+4 heat damage. On a successful throw, they take half damage. *[This skill can only be used once between each meal.]*

ORDER OF THE HOMESTYLE CHICKEN SANDWICH

Those who study the Order of the Homestyle Chicken Sandwich have a strong connection to family, friends and home. Though they can be a strong force on their own, these adventurers are often even stronger when surrounded by those they care about. Often from small towns on the outskirts of the thriving metropolis of the capital city of Freshtovia, these characters are the ultimate team players.

Base Defense	14
Additional HP	+2 additional hit points to your character
Other Bonuses	+2 additional points to your Arcana stat
Skilled With	Medium armor, shields and projectile weapons
Cannot Use	Heavy weapons, two-handed weapons or skilled weapons

SKILLS BY LEVEL

Level 1

Home Is Where the Hearth Is: When not in combat, you can build a warm and comfortable fire. On an Arcana check of 14 or more, your flame's aura can protect the group from bandits while sitting down for a meal.

Just Take a Bite: If a teammate is downed by hunger, you can get them back on their feet and help them gain 1d4 HP. Your ability to create delicious food quickly is simply unmatched.

Level 2

Add a Little Flavor to It: You're an inspiration to those around you. For their next turn, two characters of your choosing will gain advantage on their attack rolls. This spell takes automatic effect with no rolls required.

Team Crispy: On an Arcana check of 12 or more, you are the source of your team's new thick skin. All teammates within 10 feet of you for the next three turns will gain a +2 boost to their defense and a resistance to all non-magical damage.

Level 3

Force to Be Reckoned With: You send out a rally cry, reminding your enemies and the opposing realms that you are no joke — you are a force to be reckoned with. On an Arcana check of 13 or more, your entire team gains advantage on attack rolls for the next three turns and a +4 boost of temporary HP. (This can go above and beyond your character's current HP level.) *[This attack can be used only once between meals and can only be used in battle.]*

Level 4

Unstoppable: On a successful Arcana check of 16 or more, a character of your choosing within range will gain the ability to do two actions per turn. If that character can already perform two actions as part of their own skill set, they can now do three actions per turn for the duration of this battle. This cannot be compounded on the same character multiple times during a single battle.

Level 5

Impenetrable Dome: Through your eternal connection to love and family, you cast a magical dome of protection within a 10-foot radius. No attacks can pass through or take down the dome for two turns. Enemy characters can move into the dome, but they must make a 13 or higher Arcana save or take 2d6 damage. *[This attack can be used only once between meals.]*

ORDER OF THE GRILLED CHICKEN SANDWICH

The Order of the Grilled Chicken Sandwich are the caregivers among those studying the Art of the Chicken; they're always looking out for the health and well-being of themselves and those around them. Though they can fight in a pinch, they are known for their support role in important battles.

The purveyors of the Grilled Chicken Sandwich have come from large cities or small towns, and from multiple climates. They train in Wendy's Dining Sanctuaries in each city across the nation of Freshtovia.

Base Defense	10
Additional HP	No additional hit points to your character
Other Bonuses	+1 additional point to your Arcana stat +2 additional points to your Intelligence state +1 additional point to your Grace stat
Skilled With	Light armors (cloth/leather), robes, staves, light weapons and throwing weapons
Cannot Use	Heavy or medium armors, shields, or heavy weapons

SKILLS BY LEVEL

Level 1

Re-FRESH: You guide your friends to clarity, removing any curses, status effects or magically caused weaknesses and disadvantages. *Casting Distance: Touch*

A Quick Bite: One teammate within casting distance will regain 1d4 of HP, thanks to you providing a quick, delicious and unexpectedly good bite to eat. *Casting Distance: 30 feet*

Level 2

Take a Bite: If a teammate is downed by hunger, you can get them back on their feet and help them gain 1d6 HP. Your ability to create delicious food quickly is simply unmatched.

Level 3

A Large Bite: One teammate within casting distance will regain 3d4 HP, thanks to you providing a bite to eat crafted with care. *Casting Distance: 15 feet*

Level 4

Feed the Squad: Each teammate will roll and regain 4d6 HP. Everything is better when you're eating together. *[This attack can be used only once between meals.]*

Level 5

Upsized Combo: One teammate within casting distance will gain the full effects of sitting down to a meal. They will have fully regained HP and no longer be affected by status ailments, weaknesses or disadvantages gained through combat. Through exhaustion, any enemy attacking you on their next turn will have advantage. *[This attack can be used only once between meals.]*

ORDER OF THE ASIAGO RANCH CHICKEN CLUB

Those who study the Order of the Asiago Ranch Chicken Club are focused on quality in all three forms of the chicken sandwich. They're aggressive like Spicy, a team player like Homestyle and there to make you feel great like Grilled. This jack-of-all-trades mentality has made many Asiago adventurers into nomads who travel across Freshtovia to study all paths of the Art of the Chicken.

Base Defense	11
Additional HP	+1 additional hit point to your character
Other Bonuses	+2 additional points to your Arcana stat +1 additional point to your Grace stat
Skilled With	Not extra skilled with any particular item
Cannot Use	Can use all items

SKILLS BY LEVEL

Level 1

Re-FRESH: You guide your friends to clarity, removing any curses, status effects or magically caused weaknesses and disadvantages. *Casting Distance: Touch*

Home Is Where the Hearth Is: When not in combat, you can build a warm and comfortable fire. On an Arcana check of 14 or more, your flame's aura can protect the group from bandits while sitting down to a meal.

Level 2

Team Crispy: On an Arcana check of 12 or more, you are the source of your team's new thick skin. All teammates within 10 feet of you for the next three turns will gain a +2 boost to their defense and a resistance to all non-magical damage.

Level 3

Quick Burn: This is a short blast of hot air, aka a ball of steam, into an opponent's face. If the attack hits, it will do 1d12 heat damage. *Casting Distance: 60 feet*

Feed the Squad: Each teammate will roll and regain 2d6 HP. Everything is better when you're eating together. *[This attack can be used only once between meals.]*

Level 4

Flamethrower: A column of flame goes out from your extended hand. If the attack hits, all characters in a straight line for 30 feet will take 2d4+1 damage.

Level 5

You can choose any skill from the Order of the Spicy Chicken Sandwich, Order of the Homestyle Chicken Sandwich or Order of the Grilled Chicken Sandwich to be your level 5 skill.

ORDER OF THE CHICKEN NUGGETS

Adventurers who choose the Order of the Chicken Nuggets are often small and quick, but they pack an unexpected punch. They bring great flavor to the party and are a wonderful addition to any combo of adventurers in Freshtovia.

Often overlooked at first but always remembered after, those of the Order of the Chicken Nuggets are truly undeniable with their record-breaking reputation.

Base Defense	13
Additional HP	+3 additional hit points to your character
Other Bonuses	+2 additional points to your Grace stat +1 additional point to your Charm stat
Skilled With	Light armors (cloth/leather), light weapons and throwing weapons
Cannot Use	Heavy or medium armors, shields, or heavy weapons

SKILLS BY LEVEL

Level 1

Grab and Go [passive]: When engaged in combat, you do not have to use an action to break out. You can move away freely without risk of attack. You can also use a bonus action to move up to twice your movement and still attack or perform another action.

Late-night Craving [passive]: While attacking at nighttime, you will gain advantage on all attack and strength-saving rolls.

Level 2

The 4-Piece Assault: Displaying your advanced Grace and speed, you make four quick strikes on your opponent. Roll a d20 for each strike, and do 1d4 physical damage for each successful roll.

Level 3

Delivery: On an Arcana check of 13 or higher, you are immediately delivered to another point on the board within 90 feet of the point you are on now.

Level 4

Snack Time [passive]: Add +3 to your attack rolls on projectile or thrown weapons.

Level 5

The Final Bite: If you are currently undetected by an enemy in direct combat with a teammate, you perform the ultimate sneak attack, proving their eyes were truly bigger than their stomachs. On a successful attack roll, do 3d12+4 physical damage. *[This attack can be used only once between meals.]*



THE ORDER OF THE BEEF

THE ART OF THE BEEF

Training in the Art of the Beef is rigorous, particularly in Freshtovia. While other nations have been known to take shortcuts, Freshtovia warriors do things the right way. The easy path is no path for a true warrior. Beef warriors are strong and resilient, and know how to combat the worst of struggles in many ways.

◇ ORDER OF THE BACONATOR

The Order of the Baconator is reserved for some real meaty adventurers. These characters are large and beefy warriors known for their size and strength. Many attempt to go toe-to-toe with a Baconator, but few conquer them.

Base Defense	15
Additional HP	+5 additional hit points to your character
Other Bonuses	+2 additional points to your Strength stat
Skilled With	Medium armor, heavy armor and heavy weapons
Cannot Use	Light armor, staves, items granting new magical skills or projectile weapons

SKILLS BY LEVEL

Level 1

Late-night Craving [passive]: While attacking at nighttime, you will gain advantage on all attack and strength-saving rolls.

Fresh, Never Frozen [passive]: You have resistance to all cold damage. You are truly fresh, never frozen.

Level 2

Two Beef Patties [passive]: You can dually wield any weapons that don't require two hands.

Make It a Double [passive]: You are allowed to perform two actions per turn.

Level 3

Applewood Smoke Bomb: An explosive diversionary tactic! After a blast of force, a cloud of smoke spreads and temporarily blinds your opponents. Choose a point within the casting distance. All characters within a 20-foot radius of that point must make a strength-saving throw of 13 or higher.

Those who fail the throw will have their movement ability reduced by half and be at a disadvantage on all rolls made that turn. Those within the circle who fail their throws upon casting will take 1d6+1 force damage.

Characters moving into the area must make a saving throw, and characters starting their turn in the area must make an additional saving throw. This spell lasts for three turns or until a different smokescreen or smoke bomb is cast.

Casting Distance: 90 feet

Level 4

Undefeated: On a successful strength roll of 14 or higher, take zero damage throughout the next turn. You cannot use this on a turn with other actions.

[This attack can be used only once between meals.]

Level 5

Six Strips of Bacon: On one successful attack roll, make six concurrent attacks. These can be with the same weapon, or you can switch between weapons on each attack. If you fail the attack roll, you lose your next turn recovering from the exerted effort. *[This attack can be used only once between meals.]*



ORDER OF THE JR. BACON CHEESEBURGER

Tight, compact and packs a punch. The Order of the Jr. Bacon Cheeseburger is for the efficient warrior; no movement or moment is wasted. These characters appreciate the great flavor of many things coming together in one tight space.

Base Defense	13
Additional HP	+2 additional hit points to your character
Other Bonuses	+2 additional points to your Grace stat +2 additional points to your Strength stat
Skilled With	Medium armor, heavy armor, heavy weapons and crossbows
Cannot Use	Light armor, staves or items granting new magical skills

SKILLS BY LEVEL

Level 1

Combo Buddies [passive]: At any point a teammate is within 10 feet of you, both you and the teammate gain a +1 on strength-saving rolls. The +1 does not stack with multiple teammates.

Fresh, Never Frozen [passive]: You have resistance to all cold damage. You are truly fresh, never frozen.

Level 2

Clapback [passive]: If you are successfully attacked by more than one enemy in a single turn, you will clapback at each enemy after the first. They will take 1d4 of physical damage each in retaliation.

Level 3

Bring It: On a Charm check of 13 or higher, all enemy attacks this turn will be drawn to you. This partners well with the passive clapback skill.

Level 4

Plus Up Combo: You hold your turn until a successful attack from a teammate and add an additional 1d6 physical damage to their attack, making it the perfect combo. If none of your teammates makes a successful attack this turn, this added bonus is lost.

Level 5

Ultimate Snackdown: It's time to layeth the snacketh down on some jabronis. This attack hits all enemies currently on adjacent squares to you. On a successful attack roll, they each take 3d12+5 damage. On an unsuccessful attack roll, you take 4d4 damage. (Attack roll is based on the enemy touching you with the lowest Defense stat.) *[This attack can be used only once between meals.]*

ORDER OF THE DAVE'S DOUBLE

The Order of the Dave's Double is for the truly classic adventurers. As the truest purveyors of the freshest beef, their legend precedes them wherever they go.

Base Defense	14
Additional HP	+4 additional hit points to your character
Other Bonuses	+1 additional point to your Strength stat +1 additional point to your Grace stat +1 additional point to your Charm stat
Skilled With	Medium armor, heavy armor and heavy weapons
Cannot Use	Light armor, staves, items granting new magical skills or projectile weapons

SKILLS BY LEVEL

Level 1

Fresh, Never Frozen [passive]: You have resistance to all cold damage. You are truly fresh, never frozen.

Two Beef Patties [passive]: You can dually wield any weapons that don't require two hands.

Level 2

Make It a Double [passive]: You are allowed to perform two actions per turn.

Level 3

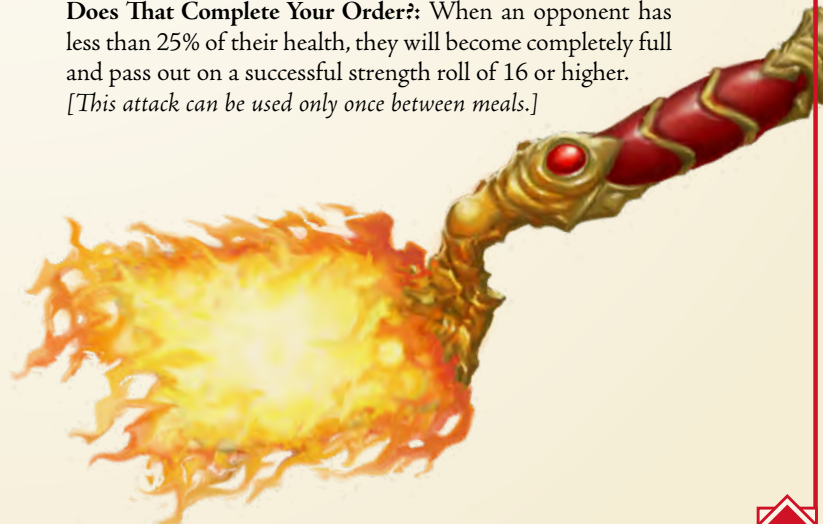
Classic Double [passive]: If your attack knocks an opponent out, you immediately gain an extra action.

Level 4

Beefy Boi: On a Charm check of 14 or higher, all members of the party who have chosen the Order of the Beef will gain a +2 to their Defense stat for the next four turns.

Level 5

Does That Complete Your Order?: When an opponent has less than 25% of their health, they will become completely full and pass out on a successful strength roll of 16 or higher. *[This attack can be used only once between meals.]*



◇ ORDER OF THE DOUBLE STACK

Perhaps more compact than the Classic Dave's Double, those of the Order of the Double Stack have truly gained a name in their own right. Often the perfect complement to the combo of your party, the Double Stack can also stand on its own in the face of hunger.

Base Defense	13
Additional HP	+2 additional hit points to your character
Other Bonuses	+2 additional points to your Grace stat +2 additional points to your Strength stat
Skilled With	Medium armor, heavy armor, heavy weapons and crossbows
Cannot Use	Light armor, staves or items granting new magical skills

SKILLS BY LEVEL

Level 1

Fresh, Never Frozen [passive]: You have resistance to all cold damage. You are truly fresh, never frozen.

Two Beef Patties [passive]: You can dually wield any weapons that don't require two hands.

Level 2

Combo Buddies [passive]: At any point a teammate is within 10 feet of you, both you and the teammate gain a +1 on strength-saving rolls. The +1 does not stack with multiple teammates.

Level 3

Make It a Double [passive]: You are allowed to perform two actions per turn.

Late-night Craving [passive]: While attacking at nighttime, you will gain advantage on all attack and strength-saving rolls.

Level 4

Plus Up Combo: You hold your turn until a successful attack from a teammate and add an additional 1d6 physical damage to their attack, making it the perfect combo. If none of your teammates makes a successful attack this turn, this added bonus is lost.

Level 5

Double Stackdown: It's time to layeth the Double Stackdown on some jabronis. This attack hits all enemies currently on adjacent squares to you. On a successful attack roll, they each take 4d8+4 damage. On an unsuccessful attack roll, you take 4d4 damage. (Attack roll is based on the enemy touching you with the lowest Defense stat.)
[This attack can be used only once between meals.]



THE ORDER OF THE SIDES

THE ART OF THE SIDES

There are still many side paths in the world for those who see things differently than the rest of the realm. Their ways are unique and often needed in a world of sameness. Those who study the Art of the Sides are the perfect complement to an epic combo.

◇ ORDER OF THE FROSTY

Embracing a near magical sweetness with powers that seem ethereal, the Order of the Frosty is perfected in Freshtovia's only cold zone — a zone that never breaks down and is always there when the citizens need it. Adventurers who study the Order of the Frosty are smooth, sweet and known to brighten the day of anyone who embraces them.

Base Defense	11
Additional HP	No additional hit points to your character
Other Bonuses	+1 additional point to your Arcana stat +2 additional points to your Charm stat
Skilled With	Fancy clothing, throwing weapons and light weapons
Cannot Use	Heavy armor or heavy weapons

SKILLS BY LEVEL

Level 1

Little Spoon: Any number of enemies within 20 feet of you must make an Arcana save of 12 or higher or feel a sense of great friendship toward you. They will not attack you unless you provoke or attack them first. *[This attack can be used only once between meals.]*

Charm [passive]: Party members you are near during conversations will have a +1 boost to all of their Charm rolls, because your Charm radiates onto those around you.

Level 2

Two Spoons: On a successful Arcana roll of 14 or higher, you create a mirage that will draw the attacks of your enemies on their next turn so you can break out from combat undetected. This mirage cannot speak or interact with others, but it can be used beyond combat.

Level 3

Sweet Surprise: Choose a teammate. On an Arcana roll of 13 or higher, all damage they take on the enemy's next turn will actually be applied as healing. If you fail this roll, all damage they take will be doubled on the enemy's next turn. One way or another, someone is in for a sweet surprise.

Level 4

Big Spoon: Enemies within 60 feet of you must make an Arcana save of 14 or higher or feel a sense of great friendship toward you. If they critically fail this roll [roll a 1], they will fall asleep in a sense of overwhelming comfort. They will not attack you unless you provoke or attack them first. *[This attack can be used only once between meals.]*

Level 5

A Nice Deep Breath: The enemy is frozen in time for the next turn. You can heal, attack or move around them however you please, and they will remain frozen until their next turn. Outside of combat, this attack will freeze a character for up to one minute. *[This attack can be used only once between meals.]*



ORDER OF THE FRENCH FRIES

The ultimate sidekick in all situations. No party is truly complete without someone who has studied in the Order of the French Fries. You are a bit salty, and can be a bit saucy, too. Everyone loves french fries. Everyone.

Base Defense	12
Additional HP	+2 additional hit points to your character
Other Bonuses	+1 additional point to your Grace stat +2 additional points to your Charm stat
Skilled With	Light armor, throwing weapons and light weapons
Cannot Use	Heavy armor or heavy weapons

SKILLS BY LEVEL

Level 1

The Frosty Dip [passive]: If you are within 10 feet of someone who has chosen the Order of the Frosty, you both gain advantage on all skill rolls.

Grab and Go [passive]: When engaged in combat, you do not have to use an action to break out. You can move away freely without risk of attack. You can also use a bonus action to move up to twice your movement and still attack or perform another action.

Level 2

A Quick Bite: One teammate within casting distance will regain 1d4 HP, thanks to you providing a quick, delicious and salty bite to eat.

Casting Distance: 30 feet

Level 3

Snack Time [passive]: Add +2 to your attack rolls on projectile or thrown weapons.

Level 4

Plus Up Combo: You hold your turn until a successful attack from a teammate and add an additional 1d6 physical damage to their attack, making it the perfect combo. If none of your teammates makes a successful attack this turn, this added bonus is lost.

Level 5

Bottom of the Bag: You reach deep inside. It's often said what's left at the bottom of the bag is the best bite. Each fry inspires your salty fury. A successful attack roll will result in 12d4+4 physical damage. [*This attack can be used only once between meals.*]

ORDER OF THE BACONATOR FRIES

Those within the Order of the Baconator Fries know how to crank everything to 11. They're always looking to take their experiences to a higher and higher level. They are close in style with the Order of the French Fries, but are no strangers to getting into a meaty situation. These characters are bold, boisterous and strong.

Base Defense	13
Additional HP	+2 additional hit points to your character
Other Bonuses	+1 additional point to your Strength stat +2 additional points to your Charm stat
Skilled With	Able to use any armor or weapon, though no skill bonus is added
Cannot Use	Can use all items

SKILLS BY LEVEL

Level 1

Grab and Go [passive]: When engaged in combat, you do not have to use an action to break out. You can move away freely without risk of attack. You can also use a bonus action to move up to twice your movement and still attack or perform another action.

Level 2

Snack Time [passive]: Add +1 to your attack rolls on projectile or thrown weapons.

Level 3

Applewood Smoke Bomb: An explosive diversionary tactic! After a blast of force, a cloud of smoke spreads and temporarily blinds your opponents. Choose a point within the casting distance. All characters within a 20-foot radius of that point must make a strength-saving throw of 13 or higher. Those who fail the throw will have their movement ability reduced by half and be at a disadvantage on all rolls made that turn. Those within the circle who fail their throws upon casting will take 1d6+1 force damage.

Characters moving into the area must make a saving throw, and characters starting their turn in the area must make an additional saving throw. This spell lasts for three turns or until a different smokescreen or smoke bomb is cast.

Casting Distance: 90 feet

Level 4

Plus Up Combo: You hold your turn until a successful attack from a teammate and add an additional 1d6 physical damage to their attack, making it the perfect combo. If none of your teammates makes a successful attack this turn, this added bonus is lost.

Level 5

Totally Baconator'd: You're about to go full Baconator. You never go full Baconator. The enemy is overcome with the cheesy, meaty essence in your attack. On a successful strength roll of 15 or higher, all enemies within 15 feet of you will take 4d8 physical damage and have a disadvantage on their attack rolls for the next three turns. *[This attack can be used only once between meals.]*

◇ ORDER OF THE CHILI

The Order of the Chili is a slow yet passionate path. The simmer of life allows the spice and flavor of adventure to flow through those truly indoctrinated in the ways of the Chili. They're rarely imitated and never duplicated. Good luck finding a master of this path outside Freshtovia.

Base Defense	11
Additional HP	+1 additional point to your Intelligence state
Other Bonuses	+1 additional point to your Intelligence state +2 additional points to your Arcana stat
Skilled With	Light armor and finesse weapons
Cannot Use	Heavy armor, throwing weapons or projectile weapons

SKILLS BY LEVEL

Level 1

The True Classic [passive]: You have been around Freshtovia for what seems like many lifetimes, and you've seen many trends come and go. You remember almost everything about its history. When trying to gain information about an area, add a +1 to all Intelligence rolls.

A Quick Bite: One teammate within casting distance will regain 1d4 HP, thanks to you providing a quick, delicious and warm bite to eat.

Level 2

Little Spoon: Any number of enemies within 20 feet of you must make an Arcana save of 12 or higher or feel a sense of great friendship toward you. They will not attack you unless you provoke or attack them first. *[This attack can be used only once between meals.]*

Combo Buddies [passive]: At any point a teammate is within 10 feet of you, both you and the teammate gain a +1 on strength-saving rolls. The +1 does not stack with multiple teammates.

Level 3

Chili Seasoning: A packet of spice blasts the opponent, leaving them hot and sweaty. If the attack hits, it will do 1d12+2 heat damage.

Level 4

Force to Be Reckoned With: You send out a rally cry, reminding your enemies and the opposing realms that you are no joke — you are a force to be reckoned with. On an Arcana check of 13 or more, your entire team gains advantage on attack rolls for the next three turns and a +4 boost of temporary HP. (This can go above and beyond your character's current HP level.) *[This attack can be used only once between meals and can only be used in battle.]*

Level 5

Slow Simmer: On an Arcana check of 15 or higher, an enemy of your choosing will start to feel the slow, simmering heat of your power. This turn they'll take 1d4 magical damage. Next turn, it'll be 1d6. The next turn, 1d8. The next turn, 1d10. The next turn, 1d12. On the final turn, roll a percentile using a 10-sided die (roll a 10-sided die and use one to represent the first digit, one to represent the second) and do this much magical damage. *[This attack can be used only once between meals.]*



◇ ORDER OF THE BAKED POTATO

While relative to those who have studied the Order of the French Fries, those in the Order of the Baked Potato are more in tune with the world around them. Connected to nature through their very roots, the Baked Potato characters are a one-of-a-kind talent; knockoffs are rarely found in the other nations in the realm of Beef's Keep.

Base Defense 13

Additional HP +1 additional hit point to your character

Other Bonuses +1 additional point to your Strength stat
+2 additional points to your Arcana stat

Skilled With Heavy armor, throwing weapons and projectile weapons

Cannot Use Light armor or finesse weapons

SKILLS BY LEVEL

Level 1

Salt of the Earth [passive]: When an encounter is taking place outside, add an additional +1 to all Arcana rolls.

Hearty Fulfillment: On a successful Arcana roll of 12 or higher, you and friends within 20 feet of you will have raised spirits, gaining advantage on attack rolls for the next two turns.

Level 2

Root of the Problem: You place your hands on the ground and connect with the planet. On an Arcana check of 13 or higher, you'll deal 1d6+3 physical damage to an enemy who is attacked by the ground beneath their feet.

A Warm Bite: You share a warm, satisfying comfort. Upon touch, one teammate will gain 1d4 HP at the start of their next two turns.

Level 3

Twice Baked [passive]: When an action is successful, you gain a second action during your turn. You do not gain additional actions beyond the second.

Level 4

Plus Up Combo: You hold your turn until a successful attack from a teammate and add an additional 1d6 physical damage to their attack, making it the perfect combo. If none of your teammates makes a successful attack this turn, this added bonus is lost.

Level 5

Fully Loaded: It's time to load someone up with all the fixins, because they're fixin' to fight. On an Arcana check of 15 or higher, a character of your choosing will gain advantage on all rolls: a +2 to each stat, including defense, and a +2 damage to each attack for the next five turns. [*This attack can be used only once between meals.*]



QUICK START GUIDE

◆ DETAILED CHARACTER CREATION EXAMPLE ◆

Let's say you choose **Order of the Frosty**. It's time to pick up your d4 and roll for times or 4d4 for each base stat number.

EXAMPLE

Roll 1 = 2, Roll 2 = 3, Roll 3 = 1, Roll 4 = 2.
Add the totals 2+3+1+2 = 8.

This is your first character stat. Now complete this step four more times until you have values for all five character stats. In this example, we rolled 8, 11, 9, 13 and 12.

Now, before assigning these numbers to Strength, Intelligence, Charm, Arcana and Grace, check to see if your Order has any base modifiers. Since we have chosen **Order of the Frosty**, the following bonuses apply:

ORDER OF THE FROSTY BONUS

Base Defense	11
Additional HP	No additional hit points to your character
Other Bonuses	+1 additional point to your Arcana stat +2 additional points to your Charm stat
Skilled With	Fancy clothing, throwing weapons and light weapons
Cannot Use	Heavy armor or heavy weapons

Frosty is a powerful persuader, so it's recommended to use your highest roll to add your Charm bonus stat. In this case, 13 was the highest roll. Add +2 to this number for a total of 15 and place that number in the base Charm column. Now find your second highest number (12) and add your +1 Arcana bonus for a total of 13. Write this number in your base Arcana column.

Place the remaining numbers 8, 11 and 9 in the base column for Strength, Intelligence, and Grace as you choose. Once you're finished, the stat sheet might look something like this.

Stat	Base
Strength	8
Intelligence	11
Charm	15
Arcana	13
Grace	9

Next, apply your base stat bonus to the bonus column.

ROLL BONUSES BASED ON STATS

1-4	-2
5-6	-1
7-8	0
9-12	+1
13-15	+2
16	+3
>16	+4

Your completed stat sheet would appear as follows:

	Base	Bonus
Strength	8	+0
Intelligence	11	+1
Charm	15	+2
Arcana	13	+2
Grace	9	+1

Additional magical weapons, armor and other items you find along the way might increase or decrease stat bonuses. Next you will roll a 4d4 to determine your HP. For this example, we rolled a 10. **Order of the Frosty** does not receive any bonus stats and roll bonus does not apply to HP or base Defense. Therefore, your max HP is 10 and base Defense is 11 (as listed above).




FEAST OF LEGENDS



NAME: _____

ORDER: _____



	BASE	BONUS
STRENGTH		
INTELLIGENCE		
CHARM		
ARCANA		
GRACE		
DEFENSE		
HIT POINTS	CURRENT	MAX

BIO

GOLD | _____


LOAD

SKILLED WITH: _____

ORDER SKILLS

RESISTANCE/ WEAKNESS	_____

ADVANTAGE/ DISADVANTAGE	_____




FEAST OF LEGENDS



NAME: _____

ORDER OF THE DOUBLE STACK



PHOTO

	BASE	BONUS
STRENGTH	13	+2
INTELLIGENCE	9	+1
CHARM	12	+1
ARCANA	8	
GRACE	11	+1
DEFENSE	14	
HIT POINTS	<small>CURRENT</small>	14 <small>MAX</small>

BIO

An experienced adventurer with a reputation for doing things the right way and never cutting corners. Sworn to protect the land of Freshtovia, you have fresh, never frozen beef with anyone who poses a threat to the realm or Queen Wendy.

GOLD

STARTING: 10 | CURRENT: _____

LOAD

SPATULA 1D10 DAMAGE

SKILLED WITH:

Medium armor, heavy armor, heavy weapons and crossbows

ORDER SKILLS

LEVEL 1

Fresh, Never Frozen [passive]: You have resistance to all cold damage. You are truly fresh, never frozen.

Two Beef Patties [passive]: You can dually wield any weapons that don't require two hands.

LEVEL 2

Make It a Double [passive]: You are allowed to perform two actions per turn.

RESISTANCE/
WEAKNESS

ADVANTAGE/
DISADVANTAGE




FEAST OF LEGENDS



NAME: _____

ORDER OF THE SPICY CHICKEN SANDWICH



PHOTO

	BASE	BONUS
STRENGTH	8	
INTELLIGENCE	10	+1
CHARM	10	+1
ARCANA	14	+2
GRACE	9	+1
DEFENSE	12	
HIT POINTS	CURRENT	MAX 11

BIO

A feisty wizard with a sly sense of humor who loves devising elaborate pranks, honing your craft in a highly competitive landscape has made you a natural leader. Not afraid to make snap decisions, you tend to come in hot. But, like, not that hot.

GOLD

STARTING: 10 | CURRENT: _____

LOAD

FORK 1D4 DAMAGE

SKILLED WITH:

Light armors (cloth/leather), robes, staves, light weapons and throwing weapons

ORDER SKILLS

LEVEL 1

Spicy Touch: Reaching out and touching an adjacent enemy with the spice left on your fingertips. If the attack hits, it does one d4+1 heat damage. *Casting Distance: 5 feet*

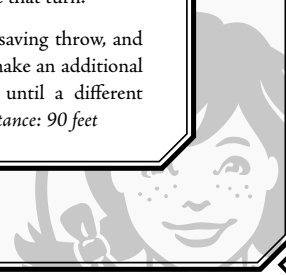
Slow Heat: A steady heat that slowly wears on your opponents. The enemy must make a strength-saving throw of 13 or higher. If the enemy fails the throw, they will take one point of heat damage and one additional point of heat damage after each of their turns. (At level 3, this increases to three points of heat damage and three additional points of heat damage after each of their turns.) *Casting Distance: 90 feet*

Smokescreen: A diversion tactic in which a cloud of smoke appears and temporarily blinds your opponents. Choose a point within the casting distance. All characters within a 10-foot radius of that point must make a strength-saving throw of 13 or higher. Those who fail the throw will have their movement ability reduced by half and be at a disadvantage on all rolls made that turn.

Characters moving into the area must make a saving throw, and characters starting their turn in the area must make an additional saving throw. This spell lasts three turns or until a different smokescreen or smoke bomb is cast. *Casting Distance: 90 feet*

RESISTANCE/
WEAKNESS

ADVANTAGE/
DISADVANTAGE




FEAST OF LEGENDS



NAME: _____

ORDER OF THE BACONATOR FRIES



PHOTO

	BASE	BONUS
STRENGTH	12	+1
INTELLIGENCE	10	+1
CHARM	12	+1
ARCANA	7	
GRACE	10	+1
DEFENSE	13	
HIT POINTS	 CURRENT	13 MAX

BIO

Growing up in a large fry family, things could get a little salty. You've developed a brazen attitude and desire to prove yourself. Fiercely loyal to friends, you're the ultimate sidekick.

GOLD

STARTING: 10 | CURRENT: _____

LOAD

GREAT SPOON 1D8 DAMAGE

SKILLED WITH:

Able to use any armor or weapon, though no skill bonus is added

ORDER SKILLS

LEVEL 1


Grab and Go [passive]: When engaged in combat, you do not have to use an action to break out. You can move away freely without risk of attack. You can also use a bonus action move up to twice your movement and still attack or perform another action.

LEVEL 2

Snack Time [passive]: Add +1 to your attack rolls on projectile or thrown weapons.

RESISTANCE/
WEAKNESS

ADVANTAGE/
DISADVANTAGE




FEAST OF LEGENDS



NAME: _____

ORDER OF THE GRILLED CHICKEN SANDWICH



PHOTO

	BASE	BONUS
STRENGTH	9	+1
INTELLIGENCE	15	+2
CHARM	9	+1
ARCANA	11	+1
GRACE	11	+1
DEFENSE	10	
HIT POINTS	 CURRENT	12 MAX

BIO

Growing up on the bustling streets of Freshovia instilled quick wit and a strong sense of community. Always the peacemaker, you have a knack for easing tense situations and will go out of your way to help others in need.

GOLD

STARTING: 10 | CURRENT: _____

LOAD

FORK 1D4 DAMAGE

SKILLED WITH:

Light armors (cloth/leather), robes, staves, light weapons and throwing weapons

ORDER SKILLS

LEVEL 1

Re-FRESH: You guide your friends to clarity, removing any curses, status effects or magically caused weaknesses and disadvantages.

Casting Distance: Touch

A Quick Bite: One teammate within casting distance will regain 1d4 of HP, thanks to you providing a quick, delicious and unexpectedly good bite to eat.

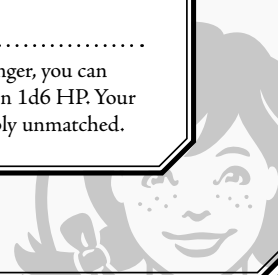
Casting Distance: 30 feet

LEVEL 2

Take a bite: If a teammate is downed by hunger, you can get them back on their feet and help them gain 1d6 HP. Your ability to create delicious food quickly is simply unmatched.

RESISTANCE/
WEAKNESS

ADVANTAGE/
DISADVANTAGE




FEAST OF LEGENDS



NAME: _____

ORDER OF THE FROSTY



	BASE	BONUS
STRENGTH	8	
INTELLIGENCE	11	+1
CHARM	15	+2
ARCANA	12	+1
GRACE	9	+1
DEFENSE	11	
HIT POINTS	<small>CURRENT</small>	10 <small>MAX</small>

RESISTANCE/ WEAKNESS	_____

ADVANTAGE/ DISADVANTAGE	_____

BIO

People love spending time with your sweet personality, and often find themselves revealing more than they should when mesmerized by your presence. In battle, your sweetness turns to frosty rage.

GOLD | STARTING: 10 | CURRENT: _____

LOAD

SPOON 1D4 DAMAGE

SKILLED WITH: | Fancy clothing, throwing weapons and light weapons

ORDER SKILLS

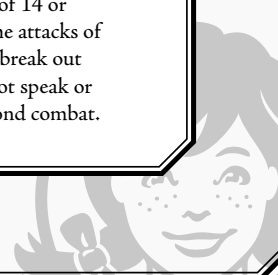
LEVEL 1

Little Spoon: Any number of enemies within 20 feet of you must make an Arcana save of 12 or higher or feel a sense of great friendship toward you. They will not attack you unless you provoke or attack them first. [This attack can be used only once between meals.]

Charm [passive]: Party members you are near during conversations will have a +1 boost to all of their Charm rolls, because your Charm radiates onto those around you.

LEVEL 2

Two Spoons: On a successful Arcana roll of 14 or higher, you create a mirage that will draw the attacks of your enemies on their next turn so you can break out from combat undetected. This mirage cannot speak or interact with others, but it can be used beyond combat.





ORDER of the **FROSTY**

FEAST
OF
LEGENDS



The background is a monochromatic blue illustration. On the left, a wizard in a long robe holds a glowing orb. In the center, a dragon's head is visible. On the right, a warrior in armor stands on a rocky outcrop, holding a staff that emits a bright, crackling energy. The overall scene is set in a rugged, mountainous landscape.

RISE FROM THE

DEEP FREEZE

◆ GAME MASTER'S GUIDE ◆

TABLE of CONTENTS

GAME MASTER INTRO

A CAMPAIGN FOR FRESH ADVENTURE

Let's Get Started.....	36
Welcome to the Realm of Beef's Keep.....	36
You're in Charge.....	36
Adventure Debrief.....	36
Campaign Overview.....	37

PART 1: THE QUEEN'S QUEST

FRESHTOVIA

Feast of 50.....	39
Freshtovia Shops.....	39
Wendy's Restaurant and Inn.....	40
The Snack-Smith.....	40
Freshtovia Gardens.....	40
Statue of Emperor Dave.....	40
Leaving Freshtovia.....	40
Southern Path.....	40

THE FRENCH FRY FOREST

Map.....	41
The Forest Path.....	41
Pang.....	42
The First Stone Door.....	42
The Second Stone Door.....	42
The Door of Riddles.....	43
The Tunnel.....	43
The Third Stone Door.....	44
Grumble.....	44
Path Beyond the Third Stone Door.....	44
Hunger.....	45

RETURNING TO FRESHTOVIA

Exploring Town.....	46
The S'Awesome Fountain.....	46
Approaching the Castle.....	47
The Vendor Stalls.....	47
The Snack-Smith.....	47
The Inn.....	47
Festival Games.....	48

PART 2: TROUBLE AT FROSTY CANYON

PREPARATIONS

The Queen's Greeting.....	49
The Throne Room.....	50
Festivities.....	50
The Inn.....	50
Departing.....	50
Road to Frosty Canyon.....	51
Fry Fiend.....	51

FROSTY CANYON VILLAGE

The General Store.....	52
Fishing Poles.....	52
The Snack-Smith.....	53
The Hidden Gems.....	53
The Prince of Nuggeton.....	53

THE GREAT SAUCE HEIST AT FREESTYLE FALLS

The Beef Bandit.....	54
Frÿsta.....	54

PART 3: LIGHTING OF THE BACON BEACON

A HERO'S RETURN IN FRESHTOVIA

Gathering Supplies.....	56
-------------------------	----

DAVE'S DOUBLE HILLS

The Eastern Hill.....	57
- <i>The Stories of Old Man Paul</i>	57
The Ancient Sealed Door of Dave's Double Hills.....	57
- <i>Using the Hidden Keys</i>	58
Forging Ahead.....	58
The Beacon at Fort Baconator.....	59

THE ICE JESTER'S PLAYHOUSE

Floor 1.....	59
- <i>The Ball Pit</i>	59
- <i>The Tunnels</i>	60
- <i>Rumble Room</i>	60
- <i>Fry Fiend</i>	60
- <i>Room With a View</i>	60

Floor 2	60
- Crossroads	60
- The Catwalk.....	60
- The Way Up	60
- False Treasure.....	60
- Mimic Meal.....	61
- Frost Bitten.....	62
Floor 3	62
- Casa de Mucho Pan.....	62
- Mucho Pan: The Extra Bun	62
Floor 4	63
- The Crossroads at the Tunnel's Entrance.....	63
- Room With a View.....	63
- The Loop	63
- The Crossroads Mid-Tunnel.....	63
- False Treasure.....	63
- Mimic Meal.....	63
- Crossroads at the End of the Tunnel.....	64
- Founder's Room	64
- A Small Room	64
- Constable Von Freeze.....	64
- Mucho Pan: The Mini Buns.....	64
- The Light of Bacon Beacon	65

FORT BACONATOR

The General's Plan.....	65
-------------------------	----

PART 4: THE BIGGIE VALE

BIGGIE VALE

Map	66
Approaching Before Lighting the Bacon Beacon.....	66
Approaching After Lighting the Bacon Bacon.....	67
Freezy: The Frozen Bird	67

A TOWN'S WELCOME

The Biggie Shop.....	67
Snack-Smith's Forge	68
The Neighborhoods	68
The Gardens	68
The Biggie Stables.....	68
The Double Stack Statue.....	68
The Cemetery.....	68
The Fortune Teller.....	68
Baked Potato Inn	71
The Snake.....	71

PART 5: THE DEEP FREEZE

THE DEEP FREEZE

The Beef Gate.....	72
The Ghost Town.....	72
The Well.....	73
- Freezer Burn	73

Down The Well.....	73
- The Tunnel.....	74
- The North Room	74
- Frozen Mimic Meal.....	74
- Bricked Tunnel	74
- Beef Bandit (Buffed).....	74
- Large Fry Fiend.....	75
- The Stairwell	75
Well Subbasement:.....	75
- The Stone Door.....	76
- The Stone Altar	76
- Heading South	76
- Bedroom.....	76
- Frozen Lake.....	76
- FreezaGorgon.....	76
Below the Frozen Lake.....	77
- The Path North.....	77
- The Path South	77
- An Ice Block.....	77
- The Path West	78
- The Frozen Door	78
- The Frjsta's Cavern.....	78
- Frjsta (Evolved).....	78
- The Ice Jester's Throne Room.....	79
- Ice Jester.....	79
- Escape	80
Return to Freshtovia.....	80

CONTINUED ADVENTURING

NUGGETON

Retweet Tower of Nuggeton.....	81
Sweet and Sour Pools	81
Order of the Chicken Nuggets Temple	82
Other Buildings.....	82

COSTA DEL SPICY

Strawberry Lemonade Saloon	83
- Karaoke Mechanics	83
- Darts Mechanics.....	83
Spicy Stables.....	84
The Fountains	84
The Beach.....	84
Order of the Spicy Chicken Nuggets Temple.....	84
The Inn	84

ENCHANTED ITEMS

Magical Items	85
Magical Items in Stock with Beefy Belmont	85

THINGS THAT MIGHT ATTACK

Appendix of Monsters	86
----------------------------	----

A CAMPAIGN *for* FRESH ADVENTURE

LET'S GET STARTED

Wait. Before we get started, if you intend to play Feast of Legends as a character, you should probably stop here. This book is intended for the Game Master (GM) and **contains major spoilers** for adventurers. Here you'll find all the information a GM needs to run the game. This includes a guide to the realm of Beef's Keep, information on magical items, lists of creatures, backstory, maps and setting descriptions. If you've chosen to take on the role of GM, welcome. Let's dig in.

WELCOME TO THE REALM OF BEEF'S KEEP

Feast of Legends: Rise From The Deep Freeze is an adventure set in the realm of Beef's Keep. The realm is vast, encompassing mountains, deserts, coasts and more. Your players will begin in Freshtovia, a kingdom ruled by Queen Wendy. Each player will begin at level 1, progressing to level 5 over the course of play. If this is your first time running a tabletop game, don't sweat it. This book covers everything you need to know about the land, and the character creation manual has all the rules to guide you through gameplay.

YOU'RE IN CHARGE

As the GM, you have a pretty killer game role. It's your job to help guide the players through the adventure. You get to decide how the rules are applied and how the story unfolds. Oh, and you get to play the monsters. So that's super cool. The most important part of being a GM is to make sure the group is having fun. There will be moments you don't want to ruin for your party, so make sure you read ahead before sharing information with your group.

Narrative in boxes is intended to be read aloud to players. Additional descriptions are intended to help the GM build the world. Feel free to add as you go. You will be painting this world for your group, so make sure you know it best; it will only make for a better experience.

Feel free to make the game and the world your own. If you think of a clever twist or turn for the characters your group has created, do not shy away from it. Go all-in, however you see fit. This is simply your template to create the best game possible for the players.

ADVENTURE DEBRIEF

The realm of Beef's Keep is in much conflict. Throughout the nations of Beef's Keep, leaders continually disrespect their citizens by taking the easy way out. There are many dark, cold places in this world. But not in Freshtovia, the home of your players — it's the lone beacon of hope in these desperate times.

The main threat to the land is the Ice Jester of the United Clown Nations who resides in the lands known as The Deep Freeze — a dark, desolate place filled with frozen dangers. Recently the Ice Jester has been sending frozen minions across the realm to spread icy havoc. And now there are rumors that the Ice Jester has found a powerful magic device capable of throwing all of Beef's Keep into a new frozen age. The fate of the realm rests in the hands of a few fresh, never frozen heroes.



CAMPAIGN OVERVIEW

◆ PART 1

The Queen's Quest

The party arrives in Freshtovia on the day of a major celebration. Exploring the town, they eventually find themselves in the royal garden. A mysterious figure meets them and asks for assistance in dealing with a threat to the kingdom. Accepting the quest will lead the party to the gates of the enchanted French Fry Forest, filled with treasure, riddles and fearsome creatures. As the party journeys deep into the forest, they come face to face with Hunger, the source of the plague threatening Freshtovia.

◆ PART 3

Lighting the Bacon Beacon

The party discovers a foe named Ice Jester has unearthed an ancient magic capable of throwing the realm into a frozen age. To combat the threat, Queen Wendy tasks the party with lighting the Bacon Beacon of Fort Baconator, a signal that will call all of Freshtovia to her aid. On the way to Fort Baconator, a creature known as Constable Von Freeze ambushes the party and takes it to the Ice Jester's Playhouse. The party must fight its way through the Playhouse and defeat the constable to escape.

◆ PART 5 — The Deep Freeze

After finding a guide to help the party sneak past the Beef Gate, it enters The Deep Freeze. The land is cold and desolate, and filled with icy hazards at every turn. Making its way through an abandoned town, the party locates the entrance to the Ice Jester's lair — a deep, winding cavern filled with icy monsters and deadly challenges. Here, the party must make its final stand and face the Ice Jester or let the realm perish in a new frozen age.

◆ PART 2

Trouble at Frosty Canyon

After returning to Freshtovia to rest and gather supplies, Queen Wendy greets the party and asks for help dealing with an agent of the United Clown Nations. At this point, the party can choose to explore the realm of Beef's Keep. However, if they choose to accept the quest, they'll be led to Frosty Canyon to meet Prince Carter, who knows the whereabouts of the United Clown Nations' agents. He will direct the party to Freestyle Falls, where it will encounter the Beef Bandit and Frÿsta.

◆ PART 4

The Biggie Vale

At Fort Baconator, General Graham Crackernator devises a plan to distract the Ice Jester's forces and instructs the party to journey into The Deep Freeze and stop the Ice Jester before he can cause a frozen age. Before the party can reach the Beef Gate, it passes through Biggie Vale, a town plagued by a flying monster. Once the monster is dealt with, the town returns to normal. Just as the party resumes its quest, it is informed that the Beef Gate is impenetrable.

PLAYER SETUP

The realm of Beef's Keep is in much conflict. Throughout the nations of Beef's Keep, leaders continually disrespect their citizens by taking the easy way out. There are many dark, cold places in this world. But not in Freshtovia, the home of your players — it's the lone beacon of hope in these desperate times.

The Creepy King With the Paper Crown has locked himself away in Creepingvale. He keeps his supplies of beef frozen, and then casts the icy pucks into the fires of the mountains. The Ice Jester of the United Clown Nations has continued to disrupt the land by freezing any beef he can get his hands on. He has sent his corner of the land into collective darkness, fearfully referred to as The Deep Freeze.

And these are just Freshtovia's neighbors. You will encounter many people throughout your journeys and hear tell of the goings-on throughout the lands. Prepare yourselves, adventurers. **The fight for fresh beef lies in your hands.**

— THE NATION OF — FRESHTOVIA



THE CAPITAL CITY OF FRESHTOVIA

LEGEND

- 1 | Castle Gates
- 2 | City Entrance
- 3 | Wendy's Restaurant & Inn
- 4 | The Snack-Smith
- 5 | Freshtovia Gardens
- 6 | Statue of Emperor Dave
- 7 | S'awesome Fountain



THE QUEEN'S QUEST

PART 1

FEAST OF 50

The story begins as the players find themselves in the square of the capital city, Freshtovia, on the day of a major celebration. The city is crowded and most of the businesses are closed. Encourage the party to explore the city, but eventually steer them toward the Freshtovia Gardens.

You live in the realm of Freshtovia and currently find yourself in the capital city of the same name.

The reign of the cherished Queen Wendy has hit a milestone. She has ruled over Freshtovia for 50 years, and people from far and wide have gathered throughout the city for the momentous occasion. They're celebrating with an unrivaled festival, and the city square is full of Beef's Keep's finest vendors selling some of the rarest goods.

There are games and competitions happening throughout the city. The streets are adorned with streamers and flowers in the much-adored queen's favorite colors of white, light blue, and red. The festivalgoers have all started to gather near the city circle. Queen Wendy is scheduled to make an address to the people at any moment, but as the time ticks by, the crowd begins to murmur.

You stand near the city circle. The crowd is currently too dense to get any real shopping or conversation done. Behind you is a row of houses that seem fairly locked up because the residents are most likely in the crowd awaiting the queen.

To the east are two buildings: Wendy's Restaurant and Inn and the Snack-Smith. To your right are the royal gardens.

CITY GATES

Pushing through the crowd toward the castle gates will be difficult. It's like the busiest of concerts, sweating and pushing their way to the front. When they do reach the other side of the crowd, they will be met by guards who are uninterested in speaking to random people. They tell the group things like, "Move along," or "The queen will be ready when she is ready." Any attempt to attack a guard will be automatically swatted away and will result in a guaranteed hit: a slap to the face dealing 1 HP damage.

CITY ENTRANCE

If they go toward the city entrance, many people are standing outside their homes, on the steps to their front doors, etc., to get the best view for the queen's address. Everyone is excited, and anticipation is building.

FRESHTOVIA SHOPS

If they go left, they will find two well-known buildings: Wendy's Restaurant and Inn and the Snack-Smith.

If they go east, in an area separate from the city circle, stand two buildings you know to be Wendy's Restaurant and Inn, the family business Wendy inherited before becoming Queen of Freshtovia, and the Snack-Smith. The Snack-Smith is well known for his weaponry and armor, but he's taking a much-needed day off to enjoy the festivities.



WENDY'S RESTAURANT AND INN

Your heroes can go into the restaurant and inn, but they are currently booked, overbooked even, due to the festival. With a playful wink and nudge, the proprietor, Gwen, will make retorts like, "Maybe we shoulda charged a little more, huh?" The kitchen is also closed to prepare the meal for the great feast that night. The people of Freshtovia know that the food is worth every penny, and more.

The inside of Wendy's Restaurant and Inn looks like a great dining hall, with a lovely fireplace on the east end of the room. There are two staircases leading to the second and third floors, where the rooms for rent are located. All are currently locked.

THE SNACK-SMITH

The Snack-Smith, Chili Cheese, has hung a sign on the front door of his shop that reads "Enjoyin' Da Festivul, Come Bak Termarrow!" The building isn't too large, and the actual forge is on the left side of the building, still letting off heat from the Snack-Smith's work that morning.

FRESHTOVIA GARDENS

If they go southwest, the adventurers will see the gardens and the bronze statue of Emperor Dave. The gardens are lush and much delicious produce grows there, such as lettuce, onions, tomatoes, and potatoes. The gardeners tending the fields are inviting and proud of their work. If the adventurers want to eat something, the gardeners will gladly pick and cut anything for the team to eat on the spot.

To the southwest are the Freshtovia Gardens, where exquisite produce is picked and sliced fresh daily. Within the gardens stands a bronze statue of Emperor Dave, Wendy's father. The bronze shines bright as the sun casts its brilliance across the city.

STATUE OF EMPEROR DAVE

The statue of Emperor Dave is quite tall, standing nearly 10 feet high. The bronze is warm to the touch from the sun's rays. Dave was a well-respected bespectacled man. His likeness is smiling and holding his spatula, thought by many to have been given an otherworldly blessing. The plaque on the base of the statue reads: "NEVER CUT CORNERS."

If one of the adventurers decides to look closely, they will notice that the plaque's top right corner has chipped in a way that looks intentional. (The amount of information you give here is up to you. We recommend basing this on a d20 roll based on the player's Intelligence stat.)

Before your adventurers walk away from the statue, a mysterious shrouded man peeks out from behind the base, calling the heroes by name. He claims to be no one of importance, just one of many in Beef's Keep trying to make sure things go according to plan. When pressed on this, he remains intentionally ambiguous. He says the queen will make her speech shortly, but there is a plague attempting to infiltrate Freshtovia and ruin the festival. A plague known as Hunger. The source of this plague is the nearby French Fry Forest, which has been magically sealed to the outside world. He, however, happens to have a key. He is a constant watcher and keeper of the lands and knows he can trust the party to do what must be done.

LEAVING FRESHTOVIA

If the adventurers choose to follow him, he leads them to a small gap in the city walls that leads to the world outside Freshtovia. The shrouded figure must get back to the castle, so he does not follow the adventurers out of the city. If the adventurers choose to explore this area more, the only way out of the city is the front gates, past the residential area.

You have spent the majority of your lives living and training around Freshtovia, so you know the area surrounding it well. The French Fry Forest lies directly north of the city proper. You can see the forest and smell its trademark salty aroma from the city's gates. Despite the olfactory delights, the once-familiar forest is now ominous.

You lack knowledge on the directions to get much farther, though you know the Ice Jester's realm lies to the south, and all who venture there have encountered certain freezing. It seems it may one day become your destinies to alter the fate of Beef's Keep and confront the United Clown Nations, but for today, it is certainly more prudent to focus on the task at hand.

SOUTHERN PATH

If the party is foolhardy enough to venture south, have it face an overwhelming number of freezer burns. When the freezer burns knock them out, have them return to Freshtovia and be mocked openly by every citizen.

THE FRENCH FRY FOREST



LEGEND

1 Room 1	8 Room 5	14 Path Beyond the 3rd Stone Door
2 Room 2	9 Door of Riddles	15 Room 7
3 1st Stone Door	10 The Tunnel	16 Room 8
4 Room 3	11 Room 6	17 Room 9
5 A Curved Path	12 3rd Stone Door	18 Room 10
6 Room 4	13 Campsite	19 Hunger's Lair
7 2nd Stone Door		

THE FRENCH FRY FOREST

The journey to the forest is mostly uneventful, unless the party begins infighting. The forest is very close, with parts of it even sharing a border with Freshtovia.

As you approach the forest, the sense of foreboding only increases. The plant life seems to have grown together to form a sort of wooden wall around the forest's perimeter. Examining the wall as you walk toward the forest, you notice a large wooden door with a keyhole that conveniently looks like it will take your key.

After placing the key, a green light shines out from the keyhole, and the key dissolves into nothingness. The vines and branches that make up the door recoil, almost slithering away as they reveal an open passageway into what feels like a living hallway.

THE FOREST PATH

After our heroes cross the threshold, the door grows shut behind the party.

You are in the forest, but the living magic within this area causes the plant-made walls of the halls to writhe with life. The hallway is about 20 feet before you get to your first crossway.

1. ROOM 1

The room to the right is empty other than a few forest items.

The room to the right is small. Entering really doesn't amount to anything; there are some twigs, leaves and maybe a few acorns strewn about from the formation of this botanical labyrinth.

2. ROOM 2

Entering the door to the left produces the party's first encounter with hunger foes — hunger Pangs. They are two small and gnarly beasts with no eyes, sharpened teeth, and two small twisted horns. They will attack the party immediately if it enters the room. There is nothing more in this room, other than a random assortment of forest crumblings and the like.

As you enter the room, two small creatures with sharp teeth and twisted horns turn eyeless heads toward the door. Vaguely, you remember tales of these creatures, always referred to as Pangs, known to mostly attack midday and late night. Disturbed by your entrance, they snarl and lunge to attack.

PANG

HP	12	
Defense	11	
Movement	25 ft.	
	Base	Bonus
Strength	9	+1
Intelligence	3	-2
Arcana	8	0
Charm	1	-2
Grace	8	0

Skills:

Bite: The Pang gnashes its gnarly teeth, causing 1d4 physical damage.

Ram: If the Pang is more than 10 feet away from a target, it can lower its head and ram them, doing 1d8+2 physical damage.

THE CURVING HALL

Heading straight through the hall past the rooms takes the party into a curve slightly to the left until it reaches the first stone door. The adventurers notice the curve, as if the forest is guiding them to the place they need to go.

3. THE FIRST STONE DOOR

You come upon a huge stone door with three large dials on its face. The dials have the numbers 1-2-3-4 on them and face north, east, south, and west. Each dial currently has the "1" at the top. Upon further inspection, there is an inscription on the door below the dials that reads: "Thrice repeating, nice for eating, a meal? A deal? A steal for certain."

ANSWER: (Don't read to the party)

Each dial must have the "4" turned north so the dials together read 4-4-4 at the top. Wrong solves of this puzzle won't cause any negative reactions, unless you're having a fun time making things difficult for your group, in which case, get at 'em. Throw a trap at them or maybe have more Pangs attack. That's all up to you.

The great stone door splits in the middle and slides to either side, becoming enveloped in the plant life around them. As they walk through the newly opened doorway, the plants again grow behind them, sealing the area where the door had previously been. The path continues straight for about 25 feet, then turns immediately left before continuing straight for 30 feet. At the end of the path, there is a door on their left.

4. ROOM 3

If the party enters this room, they will be immediately attacked by a Pang. This room feels identical to the room before, but it doesn't have a room across the path.

5. A CURVED PATH

Going back out and moving farther, the path takes a sudden right turn. It again feels as though the forest is guiding their movement, this time to the right. After about 40 feet of curving, another room entrance appears to their left.

6. ROOM 4

The party is bound to feel a sense of dread for these rooms. Are they simply repeating traps? Is there ever an end to these monster-filled rooms? If the party is bold and enters the room, they will find a stump with a small wooden cup with flecked red paint on it. That cup is filled with 15 gold coins.

Walking back onto the main path, the forest continues to guide the adventurers on a slight curve until it feels like they've completed a semicircle.

7. THE SECOND STONE DOOR

You come across a second large stone door. As you walk up to it, a stone tray slides out. On the tray is a stone Frosty, with what seems to be a stone spoon and a stone carton of french fries. An inscription on the door appears: "Dip one, but choose wisely."

Right before the adventurers reach for the tray, two women with otherworldly auras interrupt them.

"The name's Tea," the first says.

"That name's only for me, and that's the Tea," the second says.

"Forgive her, she's unsweet, and that's the Tea," the first retorts.

"How rude of her to be this unsweet, and that's the Tea," the second claps back.

The inscription on the door changes, and slowly spells out:

"Before you stand Sweet Tea and Unsweet Tea. One always truthful, one always giving falsehoods. Ask either of them one question to decide which to dip. The right choice allows you to move on. The wrong choice leads to regret."

ANSWER: (Don't read to the party)

The first Tea tells the truth, the second Tea lies. The question they should ask for an immediate solve is, "What would the other Tea tell me to dip with?" The answer from each Tea should be the wrong choice. The spoon is the wrong choice, and the french fries are the right choice.

The Teas will always end their answer with the phrase, "And that's the Tea." That's just a thing they do.

For your sanity, make the one on the right Sweet Tea and the one on the left Unsweet Tea.

Choosing the fries will open the door, just like the last puzzle door. If the adventurers choose the spoon, the adventurer who does the dipping will lose half their hit points due to a magical brain freeze. Then the door will open. You always pick fries in the French Fry Forest.

The door opens. As you pass the threshold, the forest grows behind you, sealing the area where the door once was. After 10 feet, the path splits.

8. ROOM 5

The path continuing straight from the intersection leads to room 5. Inside the room is a 4-Piece Chicken Nugget container, containing four golden nuggets that would be worth three gold coins each if you sold them back in town. If someone is skilled in Arcana, they may notice a strange feeling when they hold the nuggets.

The hallway leads to a small room covered in forest just like the others. In the center of the room a chicken nugget container sits on a pedestal, containing what appear to be four nuggets made of gold.

9. THE DOOR OF RIDDLES

The path leading right from the intersection leads you down a forested hall. It appears to be a dead end, but as you approach, the forest parts to your left, opening a new path. You turn to see a circular door 10 feet down the hall that is unlike any of the doors you have encountered thus far. The inscription on the door reads: "Answer once each these riddles four. Answering wrong seals the door."

If at any point the party jumps the gun and answers a riddle wrong, this door will seal, and the plants will grow over its location. After a few hours the plants will recede, revealing the door again.

RIDDLES

Riddle One: It starts this week and ends tomorrow, but doesn't happen in a thousand years.

Answer One: **W. (You know, like Wendy's.)**

Riddle Two: How many nuggets can you place in an empty carton?

Answer Two: **One. After that, the carton is no longer empty.**

Riddle Three: The more and more you take, the more you'll leave behind.

Answer Three: **Footsteps. Answering "time" also works.**

Riddle Four: You can hear it, but you cannot see it. It only speaks when you speak to it.

Answer Four: **Your echo.**

When the last riddle is answered correctly, the inscription changes to read: "You have gone 4 for 4. Journey briefly beneath the ground; on the other side, your loot is found."

The door spins open, but when you go through, the entryway does not seal shut. You are now in a dark tunnel.

10. THE TUNNEL

It's fairly tight, and the party must walk one behind the next. With light, they will notice that this is a dirt tunnel and they're going down. After about 30 feet, the tunnel begins to curve up. There's another circular doorway, and it's casting sunlight into the tunnel.

11. ROOM 6

On the other side of this tunnel is a small, square room. The room has a large stone door on the opposite side. If the door is approached, an inscription appears: "Return from whence you came." The door seems unable to be opened by any normal means.

In the center of the room is a wooden pedestal. Atop the pedestal there is an amulet displayed — a gold chain with a large circle hanging from it. The image of a Baconator is carved into the circle. The only way out seems to be heading back the way the party came in.

This item is **The Amulet of the Feast**. It grants whoever is wearing it resistance against all attacks from hunger foes, including Pangs, Grumbles and Hunger itself, as well as others that may be encountered later in the quest. A party member skilled in Arcana can roll a stat check to reveal the amulet's purpose.

12. THE THIRD STONE DOOR

The path to the left heads 40 feet to another stone door locked by a riddle. Once the party successfully answers the riddle, the door will fling open and the party will be attacked by three Pangs and the mini boss, Grumble.

As you walk up to this stone door, you notice it has a small circular indentation. The inscription on the door reads: "A head have I, and indeed a tail, though a body I doth lack."

ANSWER: The answer to this riddle is a coin, but saying it aloud does not open the door. One of the party members must take a gold coin from their pocket and place it into the indentation. This will cost them one gold coin. If placing the coin is hard for the party to figure out, feel free to hint heavily at the slot in the door, or even remind them that gold in this game comes in the shape of a coin.

13. CAMPSITE

The door flies open with great force, and the forest pushes you forward through the doorway, then the vegetation grows behind you, closing off the path. You find yourselves in a large, open, circular area, almost like an ancient campground. The circle is about 150 feet across. There seems to be no opening anywhere on the circle's perimeter. As you walk toward the center, three Pangs and a creature known as a Grumble emerge from the surrounding woods.

GRUMBLE

HP	27	
Defense	12	
Movement	35 ft.	
	Base	Bonus
Strength	13	+2
Intelligence	6	-1
Arcana	13	+2
Charm	1	-2
Grace	8	0

Skills:

Bite: The Grumble gnashes its gnarly teeth, causing 2d4 physical damage.

Tongue Whip: The tongue of the Grumble is long, and it can be snapped like a bullwhip. It can reach 15 feet and does 2d6+1 physical damage.

Poison Cloud: The Grumble releases a rumbling gaseous cloud from deep within its tainted innards. The cloud covers a 20-foot semicircle radiating from the Grumble. The cloud lasts for the next three turns. Anyone who is within the cloud when it first appears must make an Arcana roll of 14 or higher or take 4d4 damage. Anyone who moves into the cloud in the next three turns must also make an Arcana roll of 14 or higher or take 4d4 damage.

A passageway appears after the beasts of hunger are vanquished. The battle was your first real challenge, and stopping for a meal or a snack could prove beneficial. This does seem to resemble a campsite after all.

If the party is hurting here, highly recommend a snack.

14. PATH BEYOND THE THIRD STONE DOOR

The new doorway pushes the party into the next hallway when approached. Again the forest grows together, sealing the passageway behind the party.

You are faced with another path, familiar yet different. The leaves and branches continue to writhe around you as you walk. About 20 feet ahead, to the right of the party, is another stone door. The inscription here simply reads: "Absolutely No Entry."

If the party made it through the underground tunnel, they are fairly certain this is the door from the amulet room.

If the party split, with half of them going into the room with the amulet and the other half facing the Grumble, the half going for the amulet will find themselves sealed in this room. A player pressing on this door from both sides will cause the door to open, reuniting the party. This may seem like something that would never happen, but we tested this, and it definitely happened. Like, the VERY FIRST TIME. So you never know.

Beyond the door, the path continues for about 30 more feet, then it begins to curve sharply to the left before straightening out. There are multiple side rooms on the path ahead, alternating sides about every 20 feet.

15. ROOM 7

The first room on the right is fairly empty and features a long-dead lone tree. The tree has a hole in the side of it.

Upon further inspection, the party can find four gold coins tucked inside the stump.

16. ROOM 8

A similarly dead tree stands in the middle of this room, again with a hole in the side of it.

Reaching into the hole will produce an old tattered note. The nearly illegible note reads: "HE LIES AHEAD. HE IS READY. HE IS HUNGRY."

17. ROOM 9

The second room on the right is about 20 feet farther down the path from the room on the right. As you approach, you hear shuffling and a familiar snarl.

When approaching this room, the party is immediately attacked by two Pangs.

18. ROOM 10

The next room is about 20 feet farther down the path and sits on the left. Inside is a tree stump sitting alone on the forest floor.

Looking closely, the party will see the shine of metal coming from the stump's edge. Stuck in the wood is a small metal triangle with two straight edges and an edge that's a tad jagged, like it's been broken off.

19. HUNGER'S LAIR

Another 25 feet down the path leads to a second door on the right. This room, unlike the others, contains a large clearing, roughly 150 feet across. There are four tall, ancient trees standing in a square around the circle, like the natural pillars of nature's great hall. As the last party member enters, the forest seals the door shut. A breeze picks up and blasts through the room, shaking the leaves and branches around you. The great beast, Hunger, whose magic now controls this forest, swoops down on frayed and weary wings. The beast has two large curved horns upon its head, and its eyes are sewn shut, though it sees perfectly. It reeks with the stench of desperation.

HUNGER

HP	35	
Defense	14	
Movement	25 ft. walking	40 ft. flying
	Base	Bonus
Strength	14	+2
Intelligence	8	0
Arcana	15	+2
Charm	1	-2
Grace	9	+1

Skills:

Bite: The Hunger gnashes its gnarly teeth, causing 2d6 physical damage.

Wing Swipe: Hunger swipes its spiked wings through the air, cutting anything that gets in the way, dealing 1d12+1 physical damage.

Dive Bomb: Hunger flies up into the air and straight down at an opponent, doing 2d8+1 physical damage to an opponent, and 2d4+1 physical damage to itself. If the attack misses, Hunger does 2d8+1 damage to itself. (*This is generally used later in a fight, as a last-ditch effort to take down the party.*)

Poison Cloud: Hunger releases a rumbling gaseous cloud from deep within its tainted innards. The cloud covers a semicircle 20 feet across from the Grumble. The cloud lasts for the next three turns. Anyone within the cloud when it appears must make an Arcana roll of 14 or higher or take 4d4 damage. Anyone who moves into the cloud in the next three turns must also make an Arcana roll of 14 or higher or take 4d4 damage.

Upon defeating Hunger, a strong wind blows from every direction, making the forest a swirl of leaves and branches. All sensations become overwhelming and confusing for just a moment, and then you find yourselves back at the entrance of the French Fry Forest, only now it's as it has always been — a forest full of trees and potato plants. You all have a strange feeling that little time has actually passed since you first entered the forest.

The party now moves to level 2.
Refer to the player's guide for new skills acquired.

RETURNING TO FRESHTOVIA

When you return to town, the uneasy feeling is no longer lingering in the air. People are happy and singing. A bard near the city center is playing his famous song, "Hot Drinks."

As the adventurers make their way back toward the center of the city, the shrouded man from before waves them over to speak with them.

The shrouded man from earlier appears, explaining he has worked directly for the queen for many years, but as he's aged, he can no longer protect the kingdom like he once did. With the current seclusion of The Creepy King of Creepingvale and the Colonel of the Grease Bucket Armies amassing their numbers, Queen Wendy will need a new group of protectors. After her speech, she will want to speak with you, if you'll let her.

If the party places the metal corner that was wedged in the stump in the French Fry Forest where the plaque on the statue of Emperor Dave is missing a corner, the statue will shine brilliantly for a moment and then drop the spatula it is holding.

This is a magic weapon named **Dave's Never Frozen Spatula**. It maintains the properties of a normal spatula until you are facing an ice foe. When the holder comes within 50 feet of an ice foe, the spatula ignites with an orange flame that does not harm the holder. Attacks against ice foes will do an additional 1d6 heat damage to the weapon's normal attack. A party member with a high Arcana skill may sense something's up with the weapon and can make an Arcana roll to reveal full or partial details of the spatula's abilities.

After speaking briefly with the shrouded man, a loud, familiar voice booms throughout the city. It is Queen Wendy, giving her address to the people of Freshtovia.

"For 50 years we have strived to accomplish things the other nations of Beef's Keep could not do, or chose not to do. We have maintained the one tried-and-true fact of our people. In Freshtovia, we do not cut corners — we will not cut corners. As The Deep Freeze continues in the south, just know we will not succumb to the pressure of some clown. Because we are fresh."

Queen Wendy leaves the sentence floating as the people of Freshtovia chant back "Never Frozen" and cheer. The crowd disperses, making the center and the shops easier to navigate. The city is still busy, but the people are no longer bunched together.

EXPLORING TOWN

Before beginning Part 2 of the quest, the party is free to rest and explore town for a bit. All the shops are now open for business, including four small vendor stalls around the S'Awesome Fountain that lies in the city center. Due to the celebration, there are a number of games set up around the city. Players with a high Charm stat will find vendors more than happy to engage in conversation and might even be able to sway them into offering a small discount on items.

THE S'AWESOME FOUNTAIN

If the party dips a golden nugget in the S'Awesome Fountain at the center of town instead of selling it, it will turn into a key with the golden nugget affixed to the top. This only works on the first nugget dipped. All subsequent golden nuggets will just turn into normal delicious chicken nuggets when dipped, and will no longer be able to be sold at the various vendors in the realm. They will, however, grant 1d4 of healing when eaten. (This can be used as an action during battle.)

APPROACHING THE CASTLE

When the party approaches the castle, the guards meet them. The guards tell the adventurers that the queen has been expecting them and is waiting for them in the throne room. The guards will be persistent, almost forceful, in getting the party to follow them into the throne room. They will assure the group that all of the day's festivities will still be there after the meeting, and that they shouldn't leave the queen waiting.

THE EAST STALL

The stall to the east is a tailor — Her name is Regina Bines. She came down from Roast Beach, which lies about a day's travel north of Fort Baconator, just north of Freshtovia's border. The people of Roast Beach are known for their paper craftsmanship, and Regina is no different. Her clothes are all custom, made of the finest papers and cardboards. If someone in the party would like a custom item, they can pick it up the next morning.

ITEM	PRICE
Custom Shirt/Pants/Jacket	10g
Custom Hat	5g
Custom Accessory/Jewelry/Etc.	2g

These items do not carry any magical properties or add to a player's Defense stat.

THE NORTH STALL

The stall to the north is a Frosty vendor — This handsome old chap is named Biggie Bagsley, and he's lived in Biggie Vale in the center of Freshtovia all his life. He's happy to sell a Frosty anytime, and he constantly brags about how his machine is never broken. He thinks the Queen's speech went well, and he's been selling his delicious Frosty treats like crazy.

A Frosty costs 1 gold coin and does 1d4 of healing if eaten within 30 minutes of purchasing.

THE WEST STALL

The stall to the west is an ice cream vendor — His name is Flops, and he is a clown, though he looks very tired. He complains about lugging his machine all the way from the south, and now everyone is just making jokes because the machine's broken. And the Queen's speech — ugh. Flops says it's all propaganda. In the United Clown Nations, every meal is a happy one. He's full of complaints and grumbings.

THE SOUTH STALL

The stall to the south is a general goods vendor — Her name is Olivia, and she's interested in buying any cool things the party may have come across. She's also interested in the

adventurers' travels. She loves to travel, but hasn't gone far since The Deep Freeze. She hates the cold because she grew up in the Box, located on the opposite side of Beef's Keep. She says her uncle was even childhood friends with their leader, Jack. She hasn't been back that way in years — hasn't seen any reason to return.

The party can buy any non-clothing, non-armor and non-magical items from Olivia's standard items list.

THE SNACK-SMITH

The Snack-Smith's forge is now open — Chili Cheese is ready to sell. The only problem is, he's sold out of the special stuff. He does still have the armor and weapons from the standard items lists, but he's hoping to get some more special items in soon. It's that slow simmer that makes it all worth it in the end.

THE INN

The inn is still booked and crowded, and is catering the festival — Gwen is smiling a lot bigger this time around. Something about Queen Wendy's speech gave her an extra boost of energy. It was almost as if another version of the queen was up there speaking. The family love is still strong at the inn, where a huge painting of Emperor Dave hangs over the fireplace.



FESTIVAL GAMES

Games and competitions throughout the festival — There are a variety of games and competitions happening around the capital city of Freshtovia due to the festival. If the party would like to partake in those festivities, they could end up making a fortune, losing it all or just having a little fun.

GAME ONE: THE PIG RACES

Near the Snack-Smith's forge is a small track where people are gathered around and cheering as a loud man by the name of Chilbo Bacons announces what is happening. It seems they are hosting pig races, and for 1 gold coin or more, you can place a bet on which pig will win. If your pig comes in first, you will double your bet.

There are four pigs, ready to race, so place your wager on Baconator, Son of Baconator, Jr. Bacon Cheeseburger or Baconator Fries.

The GM will roll four d4. Each d4 will represent one of the pigs in the race. Roll four times. After each roll, you can announce which pig has taken the lead. The sum total of the four rolls will determine the winner of the race — and who just doubled their gold.

GAME TWO: GOING FOUR FOR FOUR

In the streets of the residential area, there is a table set up for a quick dice game. The man running the game comes across as a little shady, but very welcoming — a little game of chance to try your luck.

The game is played by going four for four — the full 16 is the best set of rolls you can get, and an automatic winner. This is played similarly to Texas Hold 'em poker. There are four rounds — during each round, a player will roll a d4, keeping the numbers secret until the last hand. Getting all threes is the second-highest hand. All twos is the third biggest, and all ones the fourth biggest. If no one swept their rolls, the person with the highest sum total wins the pot.

Any number of players can join, and the GM always plays as well. The GM can choose their method of play — whether they want to call bluffs or fold is up to them. It costs 1 gold coin to enter the game.

ROUND 1: Every player will roll a d4 and keep the results hidden.

ROUND 2: Now it's time for a second round of wagers. How high was your roll? Are you confident it was more than the other players' rolls? Roll a second d4. Keep this result hidden as well. Follow this with the next round of wagers.

ROUND 3: Roll a third d4, hiding the results again, followed by wagers.

ROUND 4: Roll the fourth d4, followed by the last round of wagers.

Players can also just keep track of their rolls, but this requires you to trust your players. Of course, if a player is caught cheating, it could lead to other forms of brawling and excitement, so do with that what you will.

GAME THREE: BIGGIE AND STRONG

Near the S'Awesome Fountain at the city center is a small carnival-style booth with a loudmouthed proprietor in a three-ring circus-style striped suit and top hat. There is a large rubber mallet propped up next to a platform, which stands in front of a tall scale with a small metal ball at its base. When you hit the platform with the mallet, the ball goes up, rising higher the harder you swing the hammer — exactly like the strength challenge at every carnival that has ever existed.

It costs 1 gold coin to play. The amount you roll will give you a varying amount of gold as well as a nickname that either mocks you or praises your strength.

Roll a d20 against your Strength stat:

1	Straight Frozen Beef [lose your gold]
2-4	Thawed and Sloppy [lose your gold]
5-8	Freezer Burnt [lose your gold]
9-11	Lukewarm [get your 1g back]
12-14	Beefing Up [get 3g back]
15-17	Double Stack Smack [get 5g back]
18-19	FRESSSSSHHHHHH [get 7g back]
20	NEVER FROZEN, BABYYYYY [get 10g back]

TROUBLE

AT

FROSTY CANYON

PART 2

THE QUEEN'S GREETING

At the summons of Queen Wendy, the guards lead the party into the gates of the inner city toward the keep. The castle sits atop a hill in the center of the capital city of Freshtovia. It is beautifully constructed, with tall, square towers reaching toward the sky on either end. There are rose bushes lining the walkway leading up to the front gate. Two large wooden doors, rounded at the top to form a semicircle, open outward when welcoming guests.

The front gate entrance leads directly to the throne room, a grand hall with an ornate bacon carpet stretching to the toast-ed-bun throne sitting at the back of the room. The ceilings in the throne room stand nearly 25 feet high and are held up by four square columns, which line the welcoming bacon carpet. The throne sits on a platform that has three steps leading up to it.

Queen Wendy sits on the throne. You've seen pictures of her all your lives, even caught a distant glimpse of her during her speech, but being in her presence is a different experience altogether. She is wearing a tiara decorated in a fashion that celebrates her favorite treat, the Frosty. The top resembles the curl on a Frosty that has been poured to perfection. Though this is her 50th year ruling over Freshtovia, Queen Wendy still radiates a youthful exuberance. It's almost as if she never ages, trapped in time like a character from a logo.

Her hair is a vibrant red, pulled back into her trademark pigtails. Each is tied with a light blue bow. Her gown is flowing and gorgeous — a design of light blue and white, colors that highlight her fair complexion and bring out her unique arrangement of freckles.

Queen Wendy welcomes the party to her home and stands to greet them:

"I've been told that you are the heroes who silently dealt with our problem in the forest. Hunger has been one of our most consistent foes, but all it takes is one good snack to keep it at bay. Unfortunately, that is not why I've invited you here today.

"I suspect you know about The Deep Freeze. Why the Ice Jester continues down this foolish path of freezing and ruining everything in sight is beyond me. I have attempted to reach out, even being sassy with him. I figured a clown might respond to that, but, unfortunately, here we are — in a world where a clown continues to make the entire land suffer his nonsense.

"The real problem is his billions of Frozen just haven't been enough for him. He's sent his band of frozen goons all around Beef's Keep in an attempt to freeze all of our beef. Turns out they don't much like the fact that we continue to stand in defiance of The Deep Freeze.



“Our latest intel from our heroes at Fort Baconator brings news that requires immediate action. I would send the heroes of the Fort, but they are much farther away and may not make it in time. Some agents of the United Clown Nations are apparently planning to target a huge supply chain coming through Frosty Canyon, right near Freestyle Falls, due south of here. Follow the road to the Frosty Canyon Village and my good friend Prince Carter will be waiting for you to help guide you to the location, and hopefully, cut these fools off at the pass. We will be ready for their assault. They don’t call me the Clapback Queen for nothing.

Please, enjoy the great feast tonight, along with the rest of the festivities. And if you’ll accept this quest, then tomorrow I will be in debt to you.”

Queen Wendy gives the party 50 gold coins, tells them she has a room booked for them at the inn and retreats to her chambers.

THE THRONE ROOM

The party can explore the throne room, but there are guards blocking access to the rest of the castle at this time. The guards will tell stories about people trying to sneak into the castle and things of that nature, the fun feasts they’ve had here, and how they’ve worked here since Emperor Dave.

If the party is really interested in looking around the throne room, you can describe in detail the ornate stone carvings of square cheeseburgers, which climb the pillars in the hall. There are large magnificent frames containing portrait paintings of both Emperor Dave and Queen Wendy on the walls to the side of the throne.

FESTIVITIES

Back outside the castle, the sun has set, but the party is at an all-time high. The people of Freshtovia are singing along with bards, who are playing the classic tunes of Queen Wendy herself. Tunes like “Rest in Grease” and “Twitter Fingers,” which are beloved throughout the land.

The feast has been prepared, and the party is more than welcome to partake in it as much as they’d like. All of their favorite Wendy’s items, both past and present, are available and plentiful. All of the games are still available for playing as well.

THE INN

The heart of the festivities is in the inn. Gwen is slinging Strawberry Lemonade and tells jokes to all who can hear. The bards are playing together, slightly out of rhythm, but with enough heart to compensate. Gwen tells you your room is ready and that it’s up the stairs, the first door on the right.

The party can eat, drink and mingle all they’d like. Most people in Freshtovia won’t know anything about any sort of clown attack. Some will know of Prince Carter, the one the party will meet in Frosty Canyon Village. He is the Prince of Nuggeton, which lies on the far east side of Freshtovia. Prince Carter resides in Retweet Tower, the largest tower in all of Beef’s Keep, which is a point of pride for him. When pressed, other partygoers might share that Frosty Canyon is a great place for camping, fishing and enjoying a sweet spoonful of Frosty under the night sky.

DEPARTING

The following morning, the capital city is fairly quiet as it recovers from an epic night of celebration. The townsfolk begin settling back into their everyday routines, and those who traveled for the festivities pack up their things and embark on their journeys home. The vendors in the city center are packing up and are no longer set up to do business. The games have been taken down as well.

There are two roads leading directly out of Freshtovia, the Eastern Road and the Southern Road. Heading east leads to Dave’s Double Hills and heading south will lead you to Biggie Vale and Frosty Canyon.

THE EASTERN ROAD

If the adventurers choose to go to Dave’s Double Hills, you’ll need to skip ahead to that area.

THE SOUTHERN ROAD

The road south lists two town names: Biggie Vale and Frosty Canyon. A few hours travel on the road leads you to a split in the path. Heading east takes you to Biggie Vale, and continuing south will take you to Frosty Canyon. If the party decides to go to Biggie Vale, you’ll need to skip ahead to that area.

ROAD TO FROSTY CANYON

After an hour, you come across a cart that has been turned over. The horses attached to the tipped wagon are kicking and neighing. There is some sort of sauce spilled across the road. Upon closer inspection, you can see that it is honey mustard.

As you approach the cart, it becomes clearer and clearer that there are high jinks afoot. When you are about 10 feet away, two creatures jump up from behind the cart, perching themselves on its side. You see two skinny legs wearing what appear to be some sort of shoes, or boots, leading up to large frightening head bodies. Large crooked noses, tattered pointed ears, and brightly colored punk rock hair swept over the face like an angsty teen. You have been encountered by two Fry Fiends who appear to be incredibly perturbed that you have interrupted their current roadside crime.

If the party attempts to talk to them, they are met with the trademark screech of the Fry Fiend. Moving any closer will start the combat encounter.

FRY FIEND

HP	18	
Defense	12	
Movement	30 ft.	
	Base	Bonus
Strength	8	0
Intelligence	6	-1
Arcana	9	+1
Charm	6	-1
Grace	16	+3

Skills:

[All of the Fry Fiend's skills will be rolled using the monster's Grace stat.]

High Kick: A straight-up kick to the face dealing 2d4+1 physical damage.

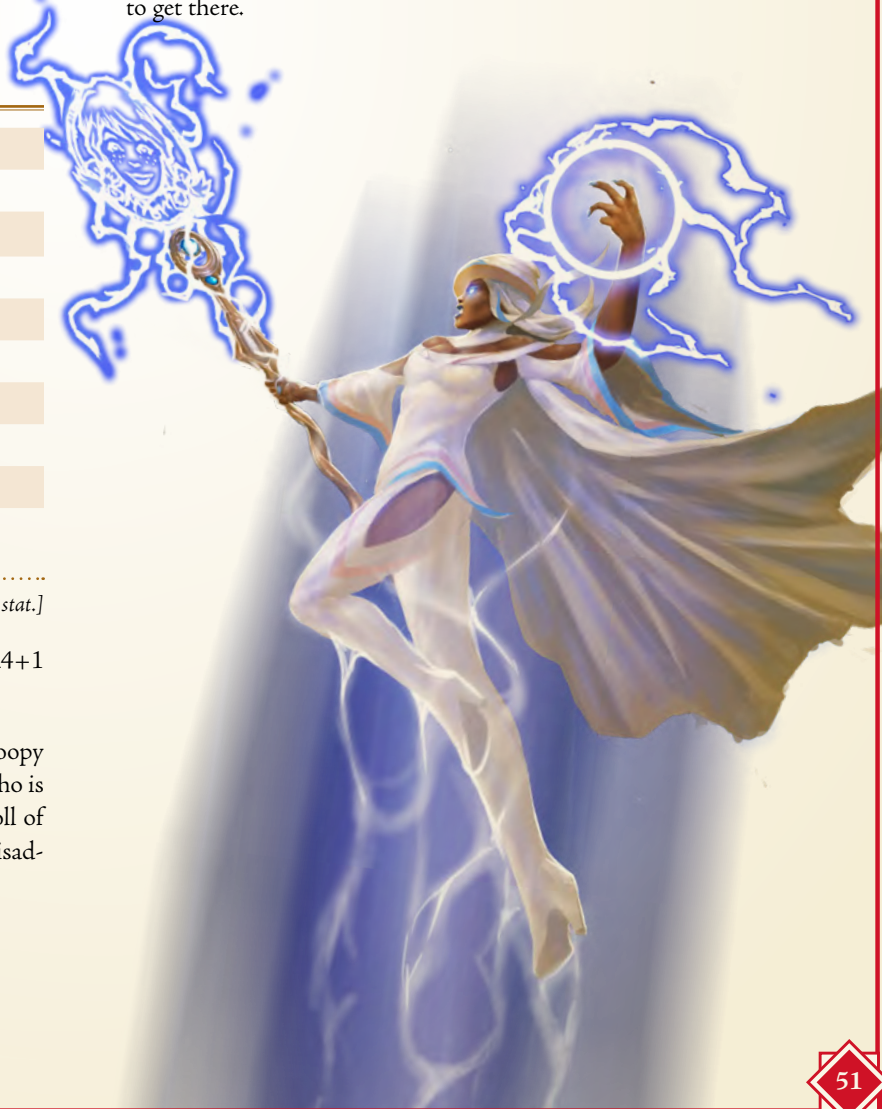
Salt Shaker: The monster shakes out its long and droopy hair, flinging stray salt at all opponents nearby. Anyone who is in a space adjacent to a Fry Fiend must make a Grace roll of 12 or higher, or take 1d4 physical damage and be at a disadvantage on their next turn.

After defeating the Fry Fiends, you notice a familiar symbol, a frozen cheeseburger, on the sides of their shoes. This is the trademark symbol adopted by the Ice Jester. The owner of the cart seems to have run off. There's really no knowing how long it has been since the Fry Fiends first attacked. Inside the cart are a few barrels of honey mustard. The cart was clearly owned by a sauce merchant making his scheduled deliveries. The cart's axles are broken beyond repair.

You find 5 gold coins scattered across the road, seemingly dropped somehow in the commotion. The horses grow calm as you approach them. Unhooking them from the cart proves fairly simple, and the horses seem willing and able to each carry two members of the party.

You'll need enough horses for the party to ride two to a horse, so a party of four will require two horses, a party of six needs three horses. You get the idea. Easy math.

If the party gets the horses, Frosty Canyon is about another hour south. Without the horses, it will take them a few hours to get there.



FROSTY CANYON VILLAGE

The Frosty Canyon Village is a much smaller town than Freshtovia. There are a few permanent homes on the east side and a general store and a Snack-Smith to the west. The Snack-Smith here specializes in spoons, as indicated on the outside of his shop. Farther east there are two large ponds: The northernmost of the two is Chocolate Pond — the original pond the Frosty Canyon villagers built their campsites around. There was nothing else like it, and people came from all around Beef's Keep to visit.

Directly south is Vanilla Pond. Vanilla Pond formed naturally over time, and has been embraced for its natural beauty. Frosty Canyon Village is one of the most popular vacation destinations in Beef's Keep, due to the ponds and their adjacency to the canyon's edge. The magnificence of the canyon has always brought onlookers to awe over nature's power.

There are a few people at the campsites, quietly cooking, reading and fishing at the ponds. This is the off-season for travel, so it is currently not very busy. Not far from the campsite you see the shop owner setting fishing poles up for display.

THE GENERAL STORE

The store has basically everything on the general items list, but also specializes in fishing poles. The shop is run by Delia, a friendly woman who handmakes all the fishing poles. She sells three types of fishing poles you can use at both of the ponds. If asked, she'll tell the party about all of the best fishing spots in Freshtovia.

FISHING POLES

Item	Price	Attribute
Basic Pole	2g	When fishing, roll a d20. If the roll is 16 or higher, you successfully catch.
Advanced Pole	5g	When fishing, roll a d20. If the roll is 13 or higher, you successfully catch.
Master Pole	10g	When fishing, roll a d20. If the roll is 10 or higher, you successfully catch.

If one of the players fishes in the pond and has a successful catch, they will get a North Pacific Cod Sandwich, granting 1d6 of health. Fishing is limited to three attempted catches and one successful catch between meals.

If the party still has a golden nugget from the French Fry Forest and dips one in either of the Frosty ponds, the first nugget dipped will become a key. All subsequent dipped nuggets will become normal chicken nuggets, which can be consumed for 1d4 of regained HP. Any player with a high Arcana stat might sense something's up with the nuggets, at which point you can have them roll against their Arcana to successfully receive a clue.



THE SNACK-SMITH

The Snack-Smith in the village is known as the Spoonman, on account of him crafting the best spoons in all of Freshtovia. He currently only has a stock of standard weapons, but he tells you that if you come across any sort of special gems in your travels to bring them to him and he will most likely be able to craft you a specialty spoon with some sort of magical properties, depending on the gem.

The keys that come from the dipped golden nuggets can be used at Dave's Double Hills. (The group will only be able to use one key, unless you decided to change that.) If the party has already completed this and has returned to the Spoonman, he will agree to attach any gem a party member has collected into the hilt of the weapon of their choosing — though he greatly prefers making spoons.

THE GEM OF THE DIP

Attaching the Gem of the Dip to the hilt of a weapon will enhance that weapon's attack. Anyone hit with this weapon must make a Grace roll of 13 or higher or fall down until the next turn.

THE GEM OF FROSTY BRILLIANCE

Attaching the Gem of Frosty Brilliance to the hilt of a weapon will enhance that weapon's attack. Anyone hit with this weapon must make an Intelligence roll of 14 or higher or take an additional 1d6 of mental pain.

THE GEM OF THE ULTIMATE NUGGET

Attaching the Gem of the Ultimate Nugget to the hilt of a weapon will enhance that weapon's attack. Anyone hit with this weapon must make a strength roll of 12 or higher or take an additional 1d6 damage. On a failed roll, they must roll again, taking an additional 1d6 damage on each failed roll until they achieve a successful roll.

THE PRINCE OF NUGGETON

While exploring the Frosty Canyon Village, your party is approached by a young man with curly brown hair and glasses. He is flanked on either side by very large bald men wearing heavy bacon armor; they are clearly his bodyguards.

He greets the party and informs them that he is indeed Prince Carter from Nuggeton. He likes traveling to the canyon during the off-season because it isn't busy and he can lie low and let off some steam. He was getting ready to head back home, but then his men came across some plans to attack the incoming supply party. There is a large caravan coming in from the west, and their intel shows that the Ice Jester's minions are planning to ambush the caravan near Freestyle Falls, about an hour west of town.

Prince Carter thanks the party and says that if they head west soon, they should reach the caravan before the baddies. He and his bodyguards then get on his horses. He invites you to visit him soon in Nuggeton if this all works out. The group rides off to the east.

THE GREAT SAUCE HEIST AT FREESTYLE FALLS

You ride west from town for about an hour, and soon you see fizzing, sparkling falls splashing down into the river that flows through the middle of Frosty Canyon. You see a caravan of carts that look similar to the one you found overturned on your journey south from the capital city.

As you get closer to the caravan, you notice there is no coachman leading the horses. When you are about 50 feet away, the caravan abruptly halts. When you get within 20 feet of the front cart, you are met with a familiar sight as four Fry Fiends leap from the cart.

Upon defeating the Fry Fiends, you notice that the cart is full of barrels of ranch sauce. This is clearly the rest of the sauce caravan, and it's starting to feel like a trap.

If the party investigates the cart, they don't find much, just barrels dripping with ranch sauce.

A flash of light and smoke happens, and you turn around to see a man in a green shroud, with blue ice-flecked hair poking out from under his hood. He is wearing black paint around his eyes like some sort of discount superhero, and a large neckerchief that says "Frozen Beef."

"That's right, hold your applause. Autograph line is to the right. It's me, your favorite bad guy, the Beef Bandit!"

If the party engages in conversation before entering the battle sequence, the Beef Bandit will boast about how this is just the first step of many, and that the Ice Jester will slowly freeze every last patty in Freshrovia. The baddies knew Queen Wendy would send her best people right into their trap, and now it's time to freeze them.

THE BEEF BANDIT

HP	35	
Defense	13	
Movement	35 ft.	
	<i>Base</i>	<i>Bonus</i>
Strength	7	0
Intelligence	15	+2
Arcana	15	+2
Charm	10	+1
Grace	16	+3

Skills:

Double Strike: The Beef Bandit can use two actions on each turn but can only use each skill once per turn unless otherwise noted.

Slap in the Face: The Beef Bandit removes his glove and slaps his opponents across the face, doing 1d4+2 physical damage. (Can be used more than once per turn.)

Oh, So Clumsy!: An opponent is caused to stumble on a successful roll. The target will fall down and take 2d4+1 physical damage. The Beef Bandit must make a Grace roll against his opponent's defense rather than the standard strength roll.

That's My Cue! (Teleport): A cloud of smoke flashes on an Arcana roll of 12 or more. The Beef Bandit reappears on any empty square within 60 feet of his original location.

Sooooo SALTY!: The Beef Bandit casts a cloud of salt into the eyes of any opponent within 10 feet. The opponent must make a Grace roll of 15 or higher, or have disadvantage on attacks on their next turn.

Swift Kick in the Pants: Not all fun and games, the Beef Bandit busts out a quick superkick. (And he doesn't even slap his thigh!) On a hit, this attack does 2d6+3 physical damage.

Before the party can fully defeat the Beef Bandit, he will disengage from the conflict, jump onto a nearby cart and say:

"Oh, we've had our fun, but now you're in for a real treat. I hope you're ready for the toy that comes with your meal, because you won't be happy to come face-to-face with the Frÿsta!"

The cart busts open, and in a flash the Beef Bandit is nowhere to be found. Great flailing icy tentacles burst through the side of the cart as splintered wood scatters across the ground. With a hunched back and still, deep black eyes, the creature's face emerges; tentacles sway from it. The creature's arms are jagged with frozen crystals, leading to long, sharp fingers, cursed with the ice of The Deep Freeze. The beast lets out the guttural roar of a hidden and forgotten language before lunging to attack.

FRÿSTA

HP	47	
Defense	16	
Movement	45 ft.	
	<i>Base</i>	<i>Bonus</i>
Strength	16	+3
Intelligence	4	-2
Arcana	8	0
Charm	2	-2
Grace	8	0

Skills:

Double Strike: The Frÿsta can use two actions on each turn but can only use each skill once per turn unless otherwise noted.

Iceberg: The Frÿsta throws its great icy body at its opponents. An opponent within 10 feet and anyone in a square adjacent to that opponent must make a Grace roll of 14 or higher, or take 2d6+4 ice damage.

Club: The Frÿsta swings its great arm like a club, doing 3d4+1 physical damage.

Face Hugger: The Frÿsta grabs onto an opponent's face with its tentacles, squeezing hard and doing 1d12+1 physical damage.

Freezer Blast: A blast of icy air erupts from behind the Frÿsta's tentacles as it emits a guttural roar. The blast extends 20 feet in front of the Frÿsta, hitting anyone in its path on a successful hit, doing 2d8+2 ice damage.

Defeated, the Frÿsta explodes into thousands of airborne ice crystals that float into the air around you. You hear screaming from the direction of the carts, and a small man comes crawling out from behind the cart that the Frÿsta just burst forth from.

He thanks you for saving him and gives you 100 gold coins for your efforts. Before he leaves, he hands you a note that the Beef Bandit apparently dropped. It is a tattered letter, scrawled with what appears to be a warning.

“Continue wasting your time, fools.

The ice crystal is charging.

You will all be frozen soon.”

Though the ice crystal isn't something the party is entirely familiar with, this sort of seems like the kind of threat worth bringing to the attention of Queen Wendy.

The party feels much stronger and more experienced after battling the Frÿsta, and they all grow to level 3. Refer to the player's guide for new skills acquired.

If the party searches the carts, they find that each one is filled with barrels of sauce: ranch, BBQ and others. There isn't anything too shocking within the carts.

At this point, the story should guide the group back to the capital city. If the party decides to just explore the area, they are welcome to do so. Feel free to have random encounters with beasts on the roads to make things more interesting.



LIGHTING OF THE BACON BEACON

PART 3

A HERO'S RETURN IN FRESHTOVIA

News of your exploits near Frosty Canyon precedes your return to Freshtovia. The locals all recognize that you are the heroes who thwarted the Beef Bandit's latest threat to the supplies of the land. You are congratulated and cordially greeted by all you see.

When you return to the castle, Queen Wendy seems quite pleased and gives your party an additional 200 gold coins for your help.

When the party gives Queen Wendy the note, she seems a tad disturbed. She's heard rumblings about what the Ice Jester was truly up to in The Deep Freeze, but this note contains very troubling news. She had thought the ice crystal was perhaps just a legend, but of course the fool would have figured out a way to plunge Beef's Keep back into the Frozen Ages. Let's just say this would be VERY bad for the citizens of Freshtovia. Any attempt to trigger a Frozen Age must be stopped. Queen Wendy instructs the party to light the Bacon Beacon, signaling all of the nation of Freshtovia to come to Queen Wendy's aid.

The Bacon Beacon at Fort Baconator must be lit. All of Freshtovia must be put on high alert. You must gather the forces of freshness and stop the Ice Jester from making the mistake of triggering a Frozen Age that would punish us all for an unforeseeable future.

GATHERING SUPPLIES

Freshtovia remains the same as it was the last time the party was there. If you would like to have Chili Cheese stock a magic item at the Snack-Smith's Forge, feel free to consult the list and add what you would like to his inventory.

DAVE'S DOUBLE HILLS

Once the party is ready, inform the party that Fort Baconator lies to the northeast, just beyond the Dave's Double Hills, and is reached by heading east from Freshtovia.

About an hour east of Freshtovia, there are two large, grassy hills, atop which stand a few small cabins where the proprietors of nearby farms live. On the hill to the west sits a famous stable, Peller Stables, where adventurers often come to find new horses or mules — and on the rare occasion, an exotic steed not easily found in the land of Beef's Keep.

The stable is run by three sisters: Sadie, Iris and Charlotte Peller. Sadie is the eldest sister and often handles the business of buying and selling the stable's animals. Iris is the youngest sister and is very in tune with the natural world. She can mostly be found caring for the animals. Charlotte does a lot of the other work around the farm, but she's known as a bit of a daydreamer, often using various tools, pretending they are weapons and swinging them in the fields between chores.

There is an old stone door set into the hillside of the western hill, in the valley between the hills. It is worn down after centuries of not being used. There is no obvious handle or hinge for opening the door. There is writing, but it has long since grown illegible. There is a keyhole that's a bit misshapen, with small scratchings in an ancient language just above it.

If the party asks the women of Peller Stables about the door, Sadie and Iris have very little interest in it. That door has been there for as long as they can recall, and Sadie is fairly certain that it's merely decorative and nothing more. Charlotte, however, will offer a bit more excitement.



She's heard stories that there is an ancient magic tucked under this hill, but that it's protected by an unbreakable spell. Only someone with the hidden key can get in, or at least that's what Old Man Paul, who lives on the east hill, has told her.

THE EASTERN HILL

On the eastern hill sits a small cabin, with a man outside tending to a fire he built. There is an old iron pot hanging above the fire, bubbling with what looks like Wendy's famous chili.

This man is often referred to as Old Man Paul, though he honestly prefers just "Paul." He's lived out here on the hills for longer than most remember, greeting travelers and offering a warm bed to sleep in. He is a trained member of the Order of the Chicken Nugget, but those days are far behind him—though he will still show off his skills with a Great Fork if he is provoked.

If the group asks Old Man Paul for a bowl of chili, he will gladly share. His chili grants 1d6 of healing to anyone who eats it. Old Man Paul is a bit of a storyteller, because he's been around for a long time. Here are a few of the stories you can have him tell:

PAUL'S STORY #1

Old Man Paul remembers the first time he met someone from the Order of the Spicy Chicken Sandwich and how that was a brand-new concept at the time. Now it seems like nearly every nation has attempted to steal the Order's mantra, even if none of them really get it right.

PAUL'S STORY #2

He used to be good pals with Emperor Dave, who would often visit him when traveling across Freshtovia. He was even invited to the coronation of Queen Wendy as an honored guest. He recognizes that the party members are friends of Queen Wendy and lets them know they always have a warm bed and a warm meal when they are passing through.

PAUL'S STORY #3

He used to live in Nuggeton and knows Prince Carter quite well. He's the one who taught the prince the teachings of the Order of the Chicken Nugget, in fact. They still manage to catch up from time to time. He also thinks that if you ever have the chance to get out to Nuggeton and visit the Retweet Tower, it really is a must.

PAUL'S STORY OF THE ICE JESTER

If asked about the Ice Jester or any of his cronies, Old Man Paul says he's mostly just heard rumors. He'd heard about the party warding off the Beef Bandit and his attacks on the sauce supplies on their way to Nuggeton. There have been reports of Fry Fiends popping up across the nation as well, and that news is a bit unsettling. If the Ice Jester wants to mess around, Paul has no qualms about breaking out the Great Fork one last time.

PAUL'S STORY OF THE DOOR

If asked about the door between the Dave's Double Hills, Paul gets very excited, but then immediately speaks in a very put-on hushed tone. It feels like he's being a bit dramatic to help play up the legend of the door.

That door has been magically sealed for more than 100 years. It was the first dojo of the Order of the Chicken Nugget. While exploring the Top Bun Mountains just south of Creepingvale, two young adventurers came across a small red crystal — well, more of a gem, really. Its radiance shone wonderfully in the light of the sun, but the power of the gem was too much for the untrained hand. It needed a skilled snack-smith to truly harness its power, but at the time, no one in Freshtovia was up to the challenge. The gem was sealed away in the dojo for protection, and, over time, it was forgotten. It's said that in different parts of Freshtovia, there are golden nuggets that will reveal themselves to worthy warriors. Of course, then the warriors have to figure out the right place to dip those golden nuggets. When dipped in the right place, the nugget becomes a key, according to the legend, and that key will open this door.

THE ANCIENT SEALED DOOR OF DAVE'S DOUBLE HILLS

Paul isn't the only one who has heard tales of the ancient sealed door. If the party asks other townspeople of Dave's Double Hills, they will share additional rumors. They say there are multiple gems hidden behind this door, and multiple places in which to dip these golden nuggets, which means each of the resulting keys will be different. Different keys, different gems, yet a single door, which can be opened only once before being sealed off forever. That's all just rumors and hearsay, though.

As you approach the old stone door in the valley between the hills, you see that it has been worn down by centuries of neglect. The door appears impenetrable, sealed by an ancient spell perhaps. The writing has long since faded to the winds of time. There is a misshapen keyhole with small scratchings in an ancient language just above it.

If one of the adventurers in the party is from the Order of the Chicken Nugget, they may recognize the ancient scratchings. They read “Keys Be Three, Dipping Gold.”

The only way to open this door is with one of three keys created by dipping a golden nugget in the S’Awesome Fountain in the center of Freshtovia, the Frosty ponds at the campsite in the Frosty Canyon Village, or the Sweet and Sour pools of Nuggeton. Each of these keys will unseal the door to a different experience, but only one key can be used. Once a key is used, the door will vanish into the voids of the universe, causing the players to encounter one of the following scenarios.

USING THE FRESHTOVIA KEY

The ground around you begins to shake as the ancient stone door slides down into the dirt below it. The tunnel before you is lit by torches, though the fire seems to be unnatural and ever-glowing. You walk through a small dirt tunnel for about 30 feet before the path opens into a large room, like the openings in the French Fry Forest. The walls are made of the same living and moving trees, and the sun seems to be shining down through the forest canopy. A small tree is growing from the ground in the center of the room. There are no branches or leaves, just the wood, growing up and around a large yellow gem. The gem is emanating vibrant yellow beams in all directions.

When approached, the wood seems to detach from the gem, like a clenched fist opening and presenting you with a gift. You can feel the power of the gem as you approach. You take the gem, and just handling it makes you feel a sense of strength and hope beyond all prior feeling. You now possess the Gem of the Dip. You do not, however, possess the power to do anything with it — though you may come across someone who can.

USING THE FROSTY CANYON VILLAGE KEY

The door cracks and crumbles before you, the pieces spilling into a pile as a cool breeze blows from inside the tunnel. The tunnel is lit by torches, though the fire seems to be unnatural and ever-glowing. You walk about 30 feet into the tunnel until you reach a large, open room

with a pond that looks similar to the Frosty ponds in Frosty Canyon Village. In front of the pond lies a giant stone fork and spoon.

The pond will appear in the flavor the adventurers dipped their nugget in previously. Any attempt to lift the fork will prove it to be too heavy, exhausting the person to the point they pass out. But the giant stone spoon will feel light as a feather. As soon as it is lifted, the spoon magically takes over its own movements, dipping itself into the pond and emerging with a brilliantly shining blue gem.

You now possess the Gem of the Frosty Brilliance. You do not, however, possess the power to do anything with it — though you may come across someone who does.

USING THE NUGGETON KEY

The door before you blasts open and sucks you into a darkness at breakneck speed. You feel as though you are flying forward incredibly fast, but it is hard to tell in the pitch-blackness. Beams of neon light streak through the infinite nothingness, piercing through you. A large box descends from the direction that your current orientation perceives as above. Inside the box are four identical gems. All of the gems are red and seem equally powerful — coming to you like an otherworldly 4-Piece Nugget of Magic.

You now possess the Gems of the Ultimate Nugget. You do not, however, possess the power to do anything with them — though you may come across someone who does.

FORGING AHEAD

There are four roads leading from Dave’s Double Hills. The road west leads back to Freshtovia. Biggie Vale lies to the south and Nuggeton to the east. To the north, beyond the foothills, the road leads to a mountainous region — your destination, Fort Bacon.

THE NORTH

Heading north a few hours, the land will become increasingly hilly and rocky as the party travels into the mountains. On the way to Fort Baconator, feel free to have the party encounter monsters or rest up and prepare for what’s ahead.

THE ROAD EAST

Nuggeton lies a day’s ride to the east. If the party chooses to go here, skip ahead to this section.

A half-day’s ride will take the party to Biggie Vale. If the party chooses to go here, skip ahead to this section.

THE BEACON AT FORT BACONATOR

As the party comes upon Fort Baconator, something is off. The strength and aura of this place seems to have been sucked into a type of apathetic void. A static feeling of emptiness has encapsulated the area surrounding the fort. The large Bacon Beacon atop the fort is unlit.

As you approach the fort, a flash freeze explodes around the group, ice crystals floating in the air and blocking your field of vision for a moment. As the crystals dissipate, you find yourselves surrounded by dozens of Fry Friends as a deep and sonorous laugh echoes around you. A handsome man, in flowing, blue robes approaches. His head is a bit large, much too large for any hat to fit on it. He wears a pocket watch attached to a chain. He also wears a large badge that reads in bold, proud letters the word CONSTABLE. He reaches up with his hands and twists the corners of his mustache, which is curled on each side.

If the party attempts to move, you will find your feet are currently stuck to the ground, seemingly magically. Any attempt to interrupt the constable will be met with a cry of “Silence, you petulant fool!” and a backhand, which does 1 HP damage to the person who spoke up.

“You know, I wasn’t entirely saddened to hear of the Beef Bandit’s failure to handle you fools. I’ve been waiting for a long, long time for a proper challenge. The name is Constable Von Freeze, and this is where the fun begins!”

The party is swept into a sudden darkness as they fall to the ground. The world seems to be filled with a sense of hopelessness.

THE ICE JESTER’S PLAYHOUSE

The party has been captured by Constable Von Freeze and taken to a stronghold known as the Ice Jester’s Playhouse, a grimy, dreadful place. The playhouse is composed of four levels. The party will awaken on floor one in a massive ball pit and will need to work their way through a series of challenges while fending off the Ice Jester’s minions. Upon successfully defeating the constable, they will be magically transported to Fort Bacon.

1. FLOOR 1: THE BALL PIT

As you awaken, you look around and find yourselves no longer approaching Fort Baconator, but rather in a large room that is vast and colorful. You are in what seems to be a massive pit filled with plastic multicolored balls — a ball pit, if you will. There seems to be one path out of the room, a tunnel on the west side of the room. As you rise from the pile of plastic balls, the voice that addressed you just before you blacked out booms around you, projected in an otherworldly way.

“Welcome back from the land of the sleeping, hope you had a wonderful nap. You’ll need that rest. Our great and frozen leader knew Queen Wendy would attempt to light the Bacon Beacon, so he sent us to convert Fort Baconator into the Ice Jester’s Playhouse! Really want to light that beacon? You’ll have to get through every room, every tunnel ... Oh, and then you’ll have to get through me. Good luck. You’ll need it.”



If the party searches the ball pit, they may come across a lost gold coin or two, if the rolls provide, or if you're just feeling generous. The pit also has an overall sticky feeling. Get creative here if you'd like the players to find other random items throughout the pit just for laughs. Maybe they come across a used bandage. That's really all up to you.

2. FLOOR 1: THE TUNNELS

The only way out is the tall tunnel to the west. All of the tunnels in the playhouse will be about 5 feet across, but tall enough for the party to walk through, rather than crawl. The tall tunnel is roughly 25 feet long, and has round, padded posts lining it, running diagonally back and forth. The party will have to go right and left to walk past them.

3. FLOOR 1: RUMBLE ROOM

The opposite end of the tunnel leads to a hexagonal room measuring roughly 50 feet across. There, four Fry Fiends are waiting to rumble.

FRY FIEND

HP	18	
Defense	12	
Movement	30 ft.	
	Base	Bonus
Strength	8	0
Intelligence	6	-1
Arcana	9	+1
Charm	6	-1
Grace	16	+3

Skills:

[All of the Fry Fiend's skills will be rolled using its Grace stat.]

High Kick: A straight-up kick to the face dealing 2d4+1 physical damage.

Salt Shaker: The Fry Fiend shakes out its long and droopy hair, flinging stray salt at all opponents nearby. Anyone who is in a space adjacent to a Fry Fiend must make a Grace roll of 12 or higher, or take 1d4 physical damage and be at a disadvantage on their next turn.

After defeating the Fry Fiends, a tunnel on the northwest corner of the hexagon opposite of where the party entered will open. About 15 feet down this tunnel, on the right, there is a tunnel that inclines, leading to the second floor. The original tunnel continues another 15 feet past the tunnel to the second floor, leading to a small square room.

4. FLOOR 1: ROOM WITH A VIEW

At the end of the tunnel you come to a small square room about 10 feet wide with a dome-style plastic window on one side you can put your head in and gaze out of. Looking through it, you see the heroes of Fort Baconator tied up and struggling among the Fry Fiends.

1. FLOOR 2: CROSSROADS

The second floor of the playhouse is focused around a large group of tunnels in the middle. When the party comes up from the first floor, they see tunnels in all directions. At any point on the second floor, feel free to make your adventurers encounter a roaming Fry Fiend.

2. FLOOR 2: THE CATWALK

The tunnel to the right leads the party to a very large square room that is roughly 50 feet across. The floor is made of black and springy crosshatched elastic bands. Each time a player moves across this floor, they must make a Grace roll of 14 or higher. If they fail the throw, they will fall through the floor and land in the ball pit below, losing 2 HP from the fall.

There is a room connected to the far right corner of the net-floored room. It has a 5-foot tunnel leading to a 5-foot room with a small chest in the center. The chest contains a long golden necklace with a shimmering patty of fresh beef dangling from it. The necklace is glowing and humming.

This is the Medallion of Dave's Triple — Anyone wearing this medallion is granted a special ability. If they manage three successful actions in a row, they will gain another action.

If the hero has two actions in a turn because of the abilities of their Order, it would give them three actions during the turn in which the third successful action took place.

3. FLOOR 2: THE WAY UP

The tunnel to the left leads the group down a 30-foot tunnel. In this tunnel, they will come across the corner of the central square. The party can turn right and continue through the square, or, if they keep going forward, it will lead to a spiraling inclined tunnel that takes the party to the third floor of the playhouse.


4. FLOOR 2: FALSE TREASURE

Going straight is a tunnel that leads about 30 feet, at which point it splits to the right and left. Heading right will take the party into a slightly larger 15-foot room with a shining box in the middle. The box looks like it might contain a magical and

THE ICE JESTER'S PLAYHOUSE

SECOND FLOOR

- 1 | Crossroads
- 2 | The Catwalk
- 3 | The Way Up
- 4 | False Treasure
- 5 | Frost Bitten



delicious meal. Attempting to open the box will reveal that this meal is not nearly as happy as it seems. The box springs open, revealing gnashing teeth and a flailing tongue. The handle on top turns into glaring and vicious eyes. Two clawed arms lash out from the sides of the box. The party is attacked by the vicious Mimic Meal.

MIMIC MEAL

HP	23	
Defense	14	
Movement	10 ft.	
	<i>Base</i>	<i>Bonus</i>
Strength	10	+1
Intelligence	13	+2
Arcana	10	+1
Charm	10	+1
Grace	5	-1

Skills:

Sudden Strike: The Mimic Meal strikes suddenly, so fast its opponents cannot prepare. Attacks roll against half of the opponents' Defense stat, doing 2d8 physical damage on a successful strike.

Tongue Whip: The tongue of the Mimic Meal is long and can snap like a bullwhip. This attack can reach 15 feet and does 2d8+2 physical damage on a successful strike.

Turning left at the end of this tunnel leads the party down another 30-foot tunnel to the far corner of the square. Hidden here is a rusted chest, which seems worn down and almost ominous. If the party opens the chest, inside they will find the mythical Biggie Armor.

Biggie Armor: This is a heavy armor that adds +3 to the wearer's Defense stat and gives them a resistance to all Ice Attacks.

5. FLOOR 2: FROST BITTEN

You approach a small, circular room at the end of the hall. The walls are lined with shelves filled with what appear to be crystalized frozen beef.

In the far southeast corner directly east of the room with false treasure is a semi-circular room 10 feet wide. The room is lined with shelves of crystalized frozen beef. If a party member touches anything in the room their hand will begin to crystalize, doing 1d4 ice damage and causing Frost Bite damage until the end of the next battle. On the next encounter, any party member affected will suffer 1 HP of ice damage per round.

FLOOR 3: CASA DE MUCHO PAN

Coming up from the spiraling tunnel, the party will walk into a very large square room that is about 75 feet across. The only other way out of this room is on the opposite end of the room, but it is currently blocked off. Between the adventurers and this exit stand five Fry Fiends, flanking a beast the adventurers have heard about since childhood. Often thought to be an urban legend, this monster now stands before them.

Exiting the spiraling tunnel from the second floor, you enter a large room. Five Fry Fiends flank a beast you've heard legends of since childhood. It is known as "Mucho Pan" to some — also often referred to as The Extra Bun. The monster is a large, circular piece of bread, or bun, built to stand in the way of enjoying more beef. Hard to the touch, it's stale from the heat lamps of the most desolate corners of The Deep Freeze. No eyes, no nose, no mouth, yet somehow all sensing and all knowing.

MUCHO PAN: THE EXTRA BUN

HP	51	
Defense	16	
Movement	20 ft.	
	Base	Bonus
Strength	16	+3
Intelligence	5	-1
Arcana	5	-1
Charm	13	+2
Grace	8	0

Skills:

Double Strike: The Extra Bun can use two actions on each of his turns. He can only use each skill once per turn unless otherwise noted.

Hard to Chew (passive): The Extra Bun gains advantage on attack rolls against opponents that successfully hit him on his next turn.

Stale Mate: The Extra Bun hardens his exterior, gaining +1 defense until the next turn. (This skill can only be used once per turn.)

So Extra: Mucho Pan does an elaborate roll around the area to prove that he does in fact exist, and ends the move by smacking his opponent right in the face, doing 2d10+2 physical damage on a successful strike.

It's Technically a Club: The Extra Bun can roll itself up like a magazine used to swat flies in the kitchen, coming at his opponents with a clubbing strike and doing 4d6+1 physical damage on a successful strike.



After defeating Mucho Pan, the door on the other side of the room opens, leading to a small tunnel, again on an incline. **Allow the party to reach level 4**, and highly suggest they stop for a meal (rest up).

1. FLOOR 4: THE CROSSROADS AT THE TUNNEL'S ENTRANCE

Coming up on the fourth floor, the tunnel curves to the right, and then to the left, making a sort of "S" shape before coming to a crossroads where the party can go right, left or straight.

2. FLOOR 4: ROOM WITH A VIEW

The tunnel that heads to the left goes about 30 feet, leading to a small square room with a chest. Inside the chest is 50 gold. There is another domed window here that the party can look out of. If they do, they will see they are now high above the grounds of Fort Baconator, very near the Bacon Beacon.

3. FLOOR 4: THE LOOP

If the party heads straight, they will enter a tunnel that curves to the right and puts you about 20 feet down the tunnel that was originally to your left, only now facing the opposite direction.

4. FLOOR 4: THE CROSSROADS MID-TUNNEL

When the party heads right from the first crossroad, after roughly 20 feet, they can turn either right or left or continue straight ahead. Turning left takes them through the loop, leading right back to the crossroads at the tunnel from floor 3. Turning right will lead to a room with another Mimic Meal. Heading straight leads to a crossroads at the tunnel's end.

5. FLOOR 4: FALSE TREASURE

If the party turns right from the hall, they will head down a 20-foot tunnel that curves right at the end, leading to a small room. Inside is a box resembling a magical and delicious meal. Attempting to open the box will reveal that this meal is not nearly as happy as it seems. The box springs open with gnashing teeth and a flailing tongue. The handle turns into glaring and vicious eyes. Two clawed arms lash out from the sides of the box. The party is attacked by the vicious Mimic Meal.

MIMIC MEAL


HP	23	
Defense	14	
Movement	10 ft.	
	Base	Bonus
Strength	10	+1
Intelligence	13	+2
Arcana	10	+1
Charm	10	+1
Grace	5	-1

Skills:

Sudden Strike: The Mimic Meal strikes suddenly, so fast its opponents cannot prepare. Attacks roll against half of the opponents' Defense stat, doing 2d8 physical damage on a successful strike.

Tongue Whip: The tongue of the Mimic Meal is long and can snap like a bullwhip. This attack can reach 15 feet and does 2d8+2 physical damage on a successful strike.

Heading straight on the previous path leads to the third three-way crossroads on this floor.



- 1 | Crossroads at the Tunnel's Entrance
- 2 | Room With a View
- 3 | The Loop
- 4 | The Crossroads Mid-Tunnel
- 5 | False Treasure
- 6 | Crossroads at the End of the Tunnel
- 7 | Founder's Room
- 8 | A Small Room
- 9 | Constable Von Freeze

THE ICE JESTER'S
PLAYHOUSE
FOURTH FLOOR

6. FLOOR 4: CROSSROADS AT THE END OF THE TUNNEL

Heading straight from the crossroads mid-tunnel will lead to a final crossroad. Going straight will take the party to a locked room. Turning right will lead the party to a fairly disinterested Fry Fiend. Turning left leads to Constable Von Freeze.

7. FLOOR 4: FOUNDER'S ROOM

Straight ahead, just down a 10-foot tunnel, is a small room with a chest inside. The chest has "FOUNDED" written above a lock with four number wheels, featuring the numbers 0 through 9.

Attempting to open the chest without the proper code input will cause the opener 10 HP damage as the chest bursts into flames in their face. The proper code input is 1969 [because that's when Wendy's was founded, and, yeah, there aren't any clues, but there also aren't rules against Googling that, so the party should be able to figure it out.]

Inside the chest is the Founder's Fork.

Founder's Fork — This is a Graceful, light weapon that does 1d6 heat-based damage. Attacks with the Founder's Fork have an advantage against all ice foes.

8. FLOOR 4: A SMALL ROOM

To the right from the crossroads at the end of the hall, the path leads down a 10-foot tunnel to another small room where they will be greeted by a Fry Fiend. This Fry Fiend is just not feeling it today and does not attack initially. The party can leave it be if they choose. If the party attacks, two more Fry Fiends will appear and fight back.

9. FLOOR 4: CONSTABLE VON FREEZE

At the final crossroads, leading to the left is a longer 50-foot tunnel that then opens into a large square room roughly 60 feet across. The constable stands in the middle of the room looking at his pocket watch. He looks up as the party enters, and Mini Buns roll out from both sides of him.

"Well, would you look at that. It's time to freeze!"

CONSTABLE VON FREEZE

HP	69
Defense	15
Movement	40 ft.

	<i>Base</i>	<i>Bonus</i>
Strength	12	+1
Intelligence	16	+3
Arcana	15	+2
Charm	15	+2
Grace	14	+2

Skills:

Double Strike: The constable can use two actions on each turn, but can only use each skill once per turn unless otherwise noted.

Slap in the Face: The constable straight-up slaps an enemy in the face, doing 2d4+2 physical damage. (This skill can be used more than once per turn.)

Big Headbutt: The constable swings his oversized head at the opponent, doing 1d10+4 physical damage on a hit.

The Freezer's Elbow: The constable confuses opponents by running side to side before hitting them with an icy elbow made from flash-frozen beef. The attack does 2d12+2 ice damage on a successful hit. A miss causes the constable to fall down and requires him to make a Grace roll rather than a strength roll on the next turn or remain down.

MUCHO PAN: THE MINI BUNS

HP	38 each	
Defense	13	
Movement	20 ft.	
	<i>Base</i>	<i>Bonus</i>
Strength	13	+3
Intelligence	5	-1
Arcana	5	-1
Charm	13	+2
Grace	8	0

Skills:

Double Strike: Each Mini Bun can use two actions on each turn. They can only use each skill once per turn unless otherwise noted.

Hard to Chew (passive): Each Mini Bun gains advantage on attack rolls against opponents that successfully hit on the next turn.

Stale Mate: The Mini Bun's exterior hardens, gaining +1 defense until the next turn. (This skill can only be used once per turn for each Mini Bun.)

So Extra: Each Mini Bun attacks an opponent by doing an elaborate roll around the area before smacking their target in the face, doing 1d10+1 each physical damage on a successful strike. (Only one Mini Bun can choose to perform this action per turn.)

It's Technically a Club: The Mini Bun can roll itself up like a magazine used to swat flies in the kitchen, coming at his opponents with a clubbing strike and doing 1d6 physical damage on a successful strike.

When the ice foes are defeated, they will evaporate into a million tiny ice shards and then dissipate into the air around the party. The only thing remaining in the room is a large golden bacon strip, the Light of Bacon Beacon.

THE LIGHT OF BACON BEACON

The only thing remaining in the room is a large golden bacon strip, which is letting off a magnificent glow that's hard to look at directly. This is the Light of the Bacon Beacon. When you are near it, the scent of applewood-smoked deliciousness fills your nose with pure sizzling ecstasy. Left behind is a glowing key, resembling the wavy strips of applewood-smoked bacon that Queen Wendy is known to love. This seems to be used to reignite the Bacon Beacon.

A new tunnel opens to the right of where the party entered. It inclines about 10 feet before opening to a small room on the left with a window. If the party stops to look through the window, they will see the heroes of Fort Baconator rounding up the remaining Fry Fiends. Beyond the small room, the path continues to incline, before turning into a large, dark winding slide. Taking the slide will drop the party back on the ground in the middle of Fort Baconator.

FORT BACONATOR

The sunlight hits your face as you exit the large slide. The Fry Fiends around the fort are scrambling and running away as the Beef Battalion of Fort Baconator drives them from the area.

The heroes of the fort are all part of the Order of the Baconator — large, brutish on the exterior, and rather stoic. They resemble battle-hardened barbarians, many wearing well-crafted bacon armor.

A large man who seems exhausted from the scuffle walks toward the party as he wipes the sweat from his brow. He introduces himself as General Graham Crackernator, a nickname he got from snapping his foes like little graham crackers. He Orders some of his people to start dismantling the playhouse now that the constable and his riffraff are on the run.

When asked about the Bacon Beacon, the general says he knew the time for this was drawing nigh, and he leads the party to a large metal monument shaped like bacon. He shows them to an altar at the base of the monument, which has a slot waiting for the glowing bacon strip the party received for defeating the constable.

As you approach the altar, the key floats away from the hand of the person holding it. It goes into the keyhole, and the ground begins to shake as the sound of sizzling emits from around the fort. The beacon warms, and the smell of applewood smoke swirls through the air around the fort. The beacon beams light into the sky.

The party is overwhelmed and inspired by the force and magic of the beacon. They suddenly grow to level 5. Refer to the player's guide for new skills acquired.

THE GENERAL'S PLAN

General Graham Crackernator tells the party the time has come for the forces of Freshtovia to rally in the capital city. He sees this as a perfect opportunity to create a diversion. As the Ice Jester prepares for war, General Graham Crackernator asks the party to sneak into The Deep Freeze and stop the Ice Jester before he can march on Freshtovia or create a new Frozen Age. To reach The Deep Freeze, the party must find a way to pass the Beef Gate. General Graham Crackernator has a contact in Biggie Vale who can help, but unfortunately the general has received word that Biggie Vale has become the latest target in the Ice Jester's plans to infiltrate Freshtovia. It's unclear if the contact has survived, but if the party can deal with the threat to Biggie Vale, the general is sure they will find someone who can offer passage beyond the Beef Gate.

THE BIGGIE VALE

PART 4

BIGGIE VALE

Biggie Vale is the crossroads of Freshtovia — the center point of Nuggeton, the capital city Freshtovia, Fort Baconator, and the Beef Gate. This has made it a thriving village of commerce; however, some are still afraid of the mystic history of the area. There is a large cemetery in the northern part of the city, to the east of the main road. It is said that many ancient magical warriors were laid to rest there, including the last known members of the Order of the Spicy Nuggets.

If the party approaches Biggie Vale before lighting the Bacon Beacon, they will find a mysterious magic wind keeping them from entering. If they approach after lighting the beacon, the winds will be gone, but they will immediately be attacked by one of the Ice Jester's minions. They will have to defeat this foe before exploring town.

APPROACHING BIGGIE VALE BEFORE LIGHTING THE BACON BEACON

As you approach Biggie Vale, strong gusts of wind begin blowing — a natural warning in each stinging wisp across your faces. As you continue to push through, the winds get stronger and stronger, mixed with an icy slurry of condensation. Pushing forward becomes impossible, and looking back reveals that the winds have prevented you from making any headway in walking into the village. No matter how hard you push forward, the storm prevents you from entering.

THE BIGGIE VALE



APPROACHING BIGGIE VALE AFTER LIGHTING THE BACON BEACON

As you walk into Biggie Vale, there is a chill in the air. An unearthly mist swirls around the Double Stack statue at the center of town. What is generally a bustling village seems to have gone quiet. You walk into the town on high alert, weapons at the ready. A screech tears through the sky, booming through the village streets. Swooping from the sky is a legendary icy beast, known as Freezy, the frozen bird.

A 25-foot wingspan of jagged, icy blue feathers is stretched out, and the icicle talons upon its feet clutch into the ground, breaking through the stone road to the earth below. The beak of the beast hangs low from its face like a long-developed spike on the entrance to an icy cavern. Freezy lunges at the party.

FREEZY: THE FROZEN BIRD

HP	57	
Defense	13	
Movement	20 ft. walking	50 ft. flying
	Base	Bonus
Strength	8	0
Intelligence	8	0
Arcana	12	+1
Charm	9	+1
Grace	15	+2

Skills:

Wing Swipe: Freezy swipes an icy wing through the air, cutting anything in the way and dealing 3d10+1 physical damage.

Dive Bomb: Freezy flies into the air and dives straight at an opponent to do 2d12+1 physical damage to the target and 2d4+1 physical damage to itself. If the attack misses, Freezy does 2d12+1 damage to itself. (This is generally used later in a fight as a last-ditch effort to take down the party.)

Ice Spikes: Freezy launches four ice spikes at one opponent or one at four individual opponents. Each spike hits, automatically doing 1d4 ice damage unless another skill has rendered them moot. (This attack can be used once per turn.)

After defeating the flying monstrosity, it bursts into a thousand glittering ice crystals that melt as they fall. The people of Biggie Vale have been watching the battle through their windows, and they now feel safe to return to their everyday lives.

A TOWN'S WELCOME

The party is quickly greeted by the mayor of Biggie Vale, Jermaine Ducline. Mayor Ducline thanks the party for defeating Freezy and lets the party know they are welcome to a permanent room at the inn where they can rest and feast whenever they'd like. The mayor says there is a warrior in town who has information on sneaking past the Beef Gate. He's a bit shifty and keeps to himself, but if they come across him, he seems to be the keeper of some very valuable information. Before leaving, the mayor hands the party a visitors guide and encourages them to "buy local." Points of interest include:

The Biggie Shop	Located in the southeast corner of the village.
The Snack-Smith's Forge	Located south of the village.
The Neighborhoods	Located in the southwest-corner of the village.
The Gardens	Located behind the neighborhoods.
The Biggie Stables	Located in the northwest corner of the village.
The Double Stack Statue	Located in the center of town.
The Cemetery	Located in the north-east part of town.
The Fortune Teller	Located behind the cemetery.
The Baked Potato Inn	Located in the southeast next to the Biggie Shop.

THE BIGGIE SHOP

The southeast corner of the village is where you'll find the largest item shop in all of Freshtovia, The Biggie Shop. The shop is run by two friendly, outgoing sisters, Margaret and Lee, who carry every item available in every color imaginable. Need a bright blue pigtail wig for some reason? Well, you are in luck, friend. This is like a medieval fast food-themed wholesale store, and that's probably the first time anyone has ever typed that exact sentence.

The sisters encourage a bit of haggling, but will only sell at a fair price. Players who would like to haggle can roll against their Charm stat for a 10% discount on the total purchase. On a roll of 20, the sisters will sell all items at a 50% discount. If one of your players asks to buy something ridiculous here, it's on you whether you want to indulge them. Feel free to add items of your own creation just for giggles.

The sisters are also highly attuned to Arcana, though they've never considered studying it. If anyone is carrying a magical item, the sisters will sense it. The sisters are willing to examine the item and tell the player what the magic item does for 20 gold.

SNACK-SMITH'S FORGE

The Snack-Smith of Biggie Vale is known as a bit of a snack of all trades (sorry), and is known for having some unique items. His name is Beefy Belmont, and he is very flashy. He wears a bright blue top hat, and his frizzy orange hair sticks out from under the rim. His goggles, a bright green, rest over his eyes at all times. His coat is peacock-ish, a shimmering blue that radiates light. He is joyous and cannot wait to make you the weapon of your dreams. For the right price, of course.

Beefy Belmont has specialty items in stock in his shop. If you refer to the items list, you will see what extra weapons and armor he has for sale.

THE NEIGHBORHOODS

The southwest corner of Biggie Vale is the housing district full of homes and community gardens. There is a bit of construction because the town recently voted to expand trails for nonmounted travelers.

THE GARDENS

The gardens behind the residential area remind your group of Freshtovia's lush gardens.

The gardeners are friendly, but will kindly ask you not to loiter too long in the fields. If the party takes vegetables, the gardeners will cast a serious stink eye, but won't do anything.

THE BIGGIE STABLES

The northwest corner of Biggie Vale is the Biggie Stables, where you can purchase a horse or a carriage. The stables are run by a super chill dude named Bobby who has a 10-day money back guarantee and offers a free saddle with purchase.

The stables here are large, just like everything else. They have horses, mules, and donkeys of all types and colors, so if someone in the party wants a special mount, this is one of the best places to look. Biggie Vale has everything you could want and more. The ranch hands that run Biggie Stables are a bit gruff, but they are more than happy to help someone find the perfect horse.

THE DOUBLE STACK STATUE

The center of the vale is home to a large statue of a Double Stack. Biggie Vale was built by members of the Order of the Double Stack, and this statue honors the Order's storied tradition.

THE CEMETERY

The cemetery is mostly ancient gravestones with names long worn away by the passage of time.

Some of the stones will be warm to the touch. If for some reason you are guiding a bunch of degenerates who think it would be fun to dig up a grave, they will be punished. Have anyone who breaks the ground here make an Arcana save. If they do not get a 15 or higher, they will take 1d6 of magical damage. They must make this roll each time they break the ground. If they somehow successfully dig something up, make it attack them, and make sure they know you're very disappointed in them.

THE FORTUNE TELLER

Behind the cemetery is a large tent that houses the famed fortune teller Frostina LaSpoon, known for reading the futures of heroes throughout the years.

There is a large gray tent in the northeastern-most corner of Biggie Vale. The opening is a flap that sways in the breeze. There is a small blanket of fog billowing over your party's feet.

As you walk inside, you are greeted by an older woman, dressed in the traditional flowing robes of the Order of the Frosty. Her wispy white hair contrasts against her gorgeous skin. She sits behind a large table with cards flipped out across the top, hovering hands above the cards as if drawing some sort of power from them.

As soon as the party enters, they are greeted by the fortune teller:

Please have a seat, I have been expecting you. I am Frostina LaSpoon, and you are running late.

If the party decides to leave without having their fortunes read, have Frostina comment on their rude behavior as they depart.

If they sit down, we get to have a little fun with them. Make sure Frostina knows the names of everyone in the party, but make her extra familiar with their exploits thus far.

THE READING

Each character will make three d20 rolls while their fortune is being read. Make sure to keep track of the total sums of these rolls because they will affect the overall outcome of the fortune telling.

ROLL 1: THE STRENGTH OF CHARACTER

The first roll is a strength check. Frostina will tell the hero how their interactions with the physical world will play out in the not-so-distant future. We will include charts for you to include in the fortune readings to give potential outcomes, but have fun with it. Make up crazy things if you'd like. Just make sure whatever Frostina predicts does come true at some point between this time and the end of the campaign.

STRENGTH FORTUNE ROLL CHART

20 or higher — *You will meet a man who will bestow the weapon of his ancestral home upon you to guide your quest.**

17-19 — *You will find a bag lying in the street. This bag will contain 200 gold coins.*

13-16 — *You will be celebrated before leaving for the Beef Gate. The people of Biggie Vale will boost your spirits and give you the heartiest meal of your life.*

9-12 — *You will have a feeling of calm and completion. You are at ease with the physical world around you, letting the negativity of these times flow over you as though it does not exist.*

5-8 — *Someone is going to slap you for something you do or say. Just a nice hard slap. It's going to leave a bright red handprint on your cheek.*

2-4 — *Be wary as you walk. The corner of something is aiming for your left big toe. You will stub that bad boy really hard, and it may become rather distracting for a bit.*

1 — *You are going to trip on your way out of this tent and fall flat on your face. The amount the physical world currently despises you is almost embarrassing.*

*On a roll of 20, the player will be fated to receive the Ancestral Spoon of Biggie Vale. If you want to make the weapon from another city in Freshovia for story purposes, please do, but here are the stats.

The Ancestral Spoon of Biggie Vale — This is the spoon that guided many great warriors through the Franchise Wars of old. It hits harder and strikes with double the force. It deals 2d6 physical damage on a successful hit, and grants the holder advantage on attack rolls against ice foes.

ROLL 2: THE MYSTIC CONNECTION

The second roll is an Arcana check. Next, Frostina will predict your future interactions with the ethereal. The world around us is magical, whether we embrace it as such or not. This roll will show something mystical that will occur to the adventurers. Nice.



ARCANA FORTUNE ROLL CHART

20 or higher	Your inner chi strengthens in the light of the Bacon Beacon. A mystical aura radiates from your being. Your armor class permanently increases by 1 point.
17 - 19	Your connection to the planes beyond our own has increased to an exceptional level. You have gained resistance to all straight physical attacks.
13 - 16	Your connection to the planes beyond our own has increased to an exceptional level. You have gained resistance to all straight physical attacks.
9 - 12	You are at peace with your connection between the planes and feel confident in your ability to defend the realm.
5 - 8	You haven't really felt that magical spark in your life recently. There is still potential for that to change, but your current outlook remains unclear.
2 - 4	You haven't really felt that magical spark in your life recently. There is still potential for that to change, but your current outlook remains unclear.
1	Your connection to the ethereal has been severed. Your belief in yourself wanes. Enemies using magical attacks against you will gain advantage.

ROLL 3: LOOKS CAN BE DECEIVING

The **third roll is a Charm check**. Your general outlook and its effect on others will alter the outcome of your journey, and Frostina is here to tell the party exactly how that will play out.

CHARM FORTUNE ROLL CHART

20 or higher	My fair adventurer, it's as though you've gone through rigorous etiquette training. Your Charm radiates from you, and your base Charm stat is now increased by one.
17 - 19	That charisma you're exuding is electric. You will meet the love of your life, and you will meet them very soon.
13 - 16	You are Charming, and your smile is resplendent. The shop owners throughout Freshstovia welcome you with a 10% discount.
9 - 12	You always seem to get along with those around you just enough, and will slide through the majority of your conversations just as you have up to this point.
5 - 8	You will get shut down during a conversation in the next day, but don't worry, you'll recover.
2 - 4	People don't really want to listen to what you have to say. You will be completely ignored in half of your conversations for the next few days.
1	You are incredibly off-putting, so much so that people won't be afraid to tell you. You have disadvantage on Charm rolls until the Ice Jester is defeated.

THE OUTCOME

After the adventurer has completed all three rolls, add the total of those rolls. They will gain additional stat increases based on how bright their futures seem.

OUTCOME ROLL TOTALS CHART

60 or above — You gain three points to permanently add to the base stat numbers of your choosing. You can place all three on one stat or disperse them however you'd like.

40-59 — You gain two points to permanently add to the base stat numbers of your choosing. You can place both on one stat or disperse them however you'd like.

20-39 — You gain one point to permanently add to the base stat number of your choosing. Choose wisely.

1-19 — The only thing you've gained from this fortune telling is the knowledge of your future's bleak outlook. Never fear. Now that you know, your actions may change your future for the best.

After reading the future of the adventurers, Frostina will bid the group farewell and best wishes on their journey. She has a strong suspicion that they will be successful, but the future is ever-changing.

BAKED POTATO INN

Next door to the item shop is the large Baked Potato Inn, relax or wine and dine. The inn has a classic lodge feel, complete with long wooden tables and stools, and is filled with adventurers and merchants from across the realm sharing their stories and a few laughs. The inn's employees will be happy to serve you a hearty bowl of chili for just 3 gold coins. Lately, it has become somewhat of a culinary hot spot and is home to the famous Freshtovia test kitchen, with chefs coming from all over the land to pitch ideas for new menu items. Once a year, Queen Wendy will travel to Biggie Vale for a tasting of the items the town has voted as the top 10. Items she favors will receive an honorary place on the royal menu (for a limited time).

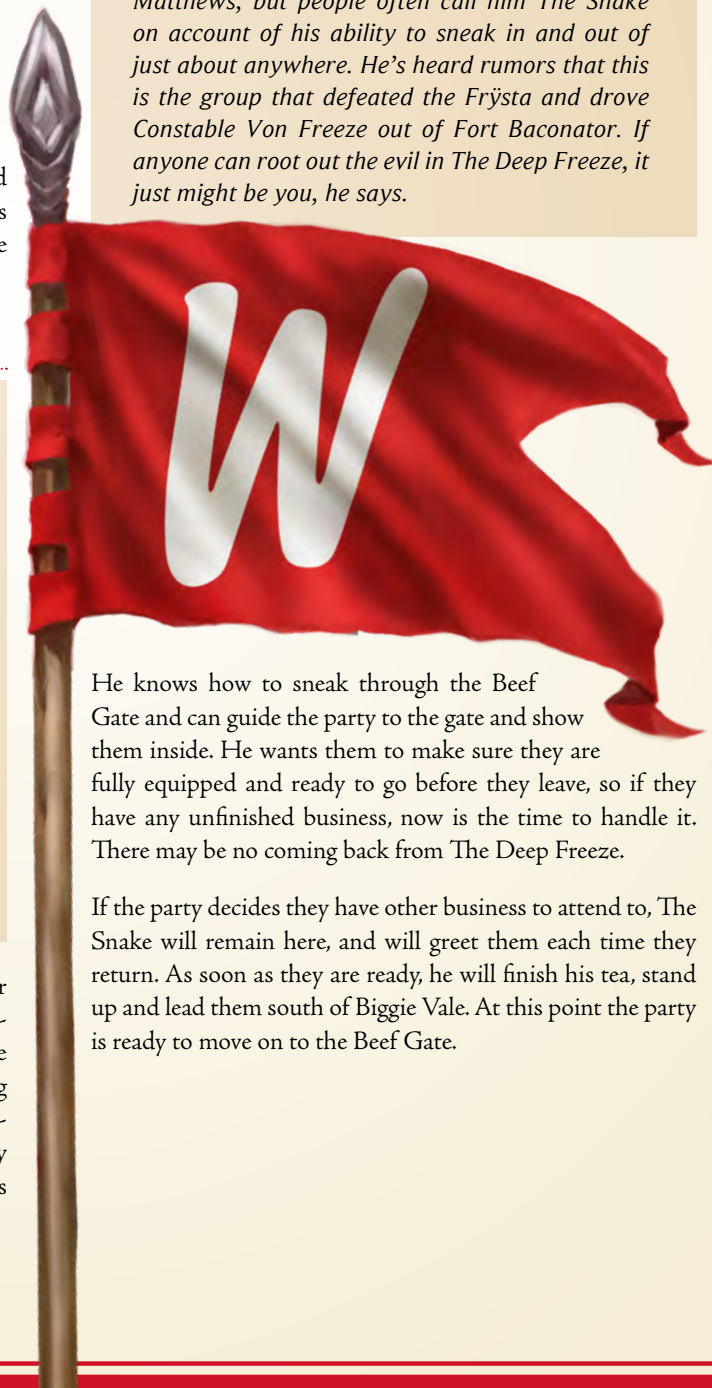
The innkeeper is an average-sized man with salt-and-pepper facial hair named Eamon Spiceway. His family came to Biggie Vale from Costa del Spicy and started this inn when he was young. Upon the party's arrival, he greets them with a big smile and thanks them for ridding the village of that awful flying beast. He lets them know that Mayor Ducline has already spoken with him, and the first room upstairs on the right is theirs whenever they need it.

The first time the party enters the inn, they will encounter The Snake, a mysterious rogue who can lead the party through the Beef Gate.

THE SNAKE

You almost immediately notice a man sitting in the back corner of the large room. He sits alone with a hood over his head, three pieces of leather hanging over his forehead resembling fangs and a forked tongue. The rogue is sipping on a large iced tea, and he waves you over to him as you walk in the room.

The man puts his hood down, revealing a scruffy face and eyes worn by time spent on the edge of the Beef Gate. He introduces himself as Derron Matthews, but people often call him The Snake on account of his ability to sneak in and out of just about anywhere. He's heard rumors that this is the group that defeated the Frÿsta and drove Constable Von Freeze out of Fort Baconator. If anyone can root out the evil in The Deep Freeze, it just might be you, he says.



He knows how to sneak through the Beef Gate and can guide the party to the gate and show them inside. He wants them to make sure they are fully equipped and ready to go before they leave, so if they have any unfinished business, now is the time to handle it. There may be no coming back from The Deep Freeze.

If the party decides they have other business to attend to, The Snake will remain here, and will greet them each time they return. As soon as they are ready, he will finish his tea, stand up and lead them south of Biggie Vale. At this point the party is ready to move on to the Beef Gate.

THE DEEP FREEZE

PART 5

THE DEEP FREEZE

After a day's travel south, the party will come upon the Beef Gate. Beyond the gate they will enter the Deep Freeze and approach a frozen ghost town.

THE BEEF GATE

You continue walking toward the icy mountains that separate Freshtovia from The Deep Freeze. The Snake has led you to a large stone gate carved into the base of the mountains. The gate is nearly 30 feet high, with two large stone pillars on either side of the massive stone doors. The stone slabs make these doors look as though they would weigh many tons. On sight, getting through appears to be impossible.

At this point, The Snake will guide the party about 50 feet to the left of the Beef Gate. He pushes a much smaller stone that begins to roll a bit, revealing a hole in the mountain. It is just large enough to crawl through, but it is a tight fit. The Snake says this will get you to the other side of the Beef Gate, but it is up to the party to find the Ice Jester from there. He bids the party farewell and begins his trek back north, seemingly disappearing before their eyes.


NICE AND EASY

One by one, you squeeze into the tight tunnel. The stone presses cool against your sides, and you can feel the ancient pain of the freezing as it creeps into your bones. There is a history of darkness in this place. You grow weary, and just as it seems you will be consumed by the unending apathy of eternity, you emerge on the other side of the mountain and see what appears to be a small frozen town just ahead.

THE GHOST TOWN

As you walk into the town, you realize there are no longer any standing buildings, just a circle of debris buried beneath years of ice and snow. No one has called this place home for longer than you could guess. A well sits in the center of the town. The town is surrounded on all sides by more of the icy mountain range that the Beef Gate was carved into.

Examining the perimeter of the town only shows mountains that are too high to attempt climbing. If anyone in the party attempts to dig at any of the buildings, they will find little beyond some old frozen pieces of wood and other building material remnants. Nothing useful or worthwhile can be seen, and the ground is too frozen to do any proper digging.



THE WELL

As the party approaches the well, four icy demons burst forth and lunge at the party. The Freezer Burns are roughly 3 feet tall with jagged and thin arms that lead to sharp, elongated, frozen claws. Their faces are hollow icy jack-o'-lanterns with pointed icicle teeth.

FREEZER BURN

HP	42	
Defense	13	
Movement	20 ft.	
	Base	Bonus
Strength	10	+1
Intelligence	8	0
Arcana	12	+1
Charm	4	-2
Grace	9	+1

Skills:

Frozen Fist: A Freezer Burn strikes with the flat, blunt side of its icy fist, doing 2d6+2 ice damage on a successful hit.

Frost Bite: A Freezer Burn bites down on an opponent with jagged, icy teeth, doing 1d4 ice damage on a successful hit. Any opponent hit by frost bite will take an additional 1d4 ice damage on the next three turns.

Flash Freeze: A Freezer Burn shoots a blast of icy air in a circle around itself. Any opponent in an adjacent space takes 1d6+2 ice damage on a successful roll.

After defeating the Freezer Burns, the party looks down the well and sees a wooden ladder securely attached to the well's northern side. Climbing down feels like it takes forever, and the icy touch of the frosted rungs slightly burns group members' hands. After climbing down for nearly 100 feet, the party reaches the ground below.

1. DOWN THE WELL

The bottom of the well is cool and dank. The room opens up to be a circle that is about 30 feet across. A small rusted grate to the left of the ladder seems to be where the water flow is coming from. The center of the room (roughly 20 feet in diameter) is a pool of water. On the opposite end of the room is another rusted grate that seems to be where the overflow of water spills out.

The water is incredibly cold to the touch, but not quite frozen. The pool is about 5 feet deep, and is quite painful if walked through. Looking through the grate, the party will see a very long waterfall. Directly next to this second grate is the only path out of this room.

DOWN THE WELL



- 1 | Down the Well
- 2 | Tunnel
- 3 | The North Room
- 4 | The Bricked Tunnel
- 5 | The Stairwell

2. DOWN THE WELL: TUNNEL

The walls of the tunnel are bricked like a sewer system, and the cracks between the bricks are frosted over. There are lit torches lining the walls as though someone has just been here — and might still be.

After 25 feet there is a room to the north that the party can enter. They can also continue straight, leading to another room at the end of the brick tunnel.

3. DOWN THE WELL: THE NORTH ROOM

As you move farther from the torches, the light dims. The room to the north is only about 15 feet across. In the center of the room sits a box that has been frozen shut.

If the party attempts to open the box, two icy, jagged arms will burst from the sides of the box. The box opens, revealing icy, jagged teeth and glaring eyes, and the tongue of the Frozen Mimic Meal flails wildly.

FROZEN MIMIC MEAL

HP	37	
Defense	14	
Movement	15 ft.	
	<i>Base</i>	<i>Bonus</i>
Strength	11	+1
Intelligence	14	+2
Arcana	10	+1
Charm	10	+1
Grace	7	0

Skills:

Sudden Strike: The Frozen Mimic Meal strikes so fast that its opponents cannot prepare. This attack rolls against half of the opponents' Defense stats, doing 2d8 physical damage.

Tongue Whip: The Frozen Mimic Meal's long tongue snaps like a bullwhip. This attack can reach 15 feet and does 2d8+2 physical damage on a successful strike.

Ice Karate: A straight-up icy chop to the face, dealing 4d4+4 ice damage.

4. DOWN THE WELL: THE BRICKED TUNNEL

The bricked tunnel continues straight for 25 feet before opening up to a large room with a 30-foot ceiling, giving it an open-air feeling. As you walk into the room, you spot the familiar face of the Beef Bandit. He seems to have been conversing with four Fry Fiends as you walked in. These Fry Fiends appear a bit larger than the ones you've encountered before, and the Beef Bandit looks like he's been working out as well. You might even call him the Buff Bandit ... sorry (again).

The Beef Bandit notices the party almost immediately and confronts them:

Really didn't think this group of scrubs would make it past the constable, but the world is definitely full of surprises. Once we saw the Bacon Beacon lit, I knew it'd be a matter of time before The Snake sneaked you past the Beef Gate. Sorry to be such a bummer, but your little adventure ends here.

BEEF BANDIT (BUFFED)

HP	64	
Defense	14	
Movement	45 ft.	
	<i>Base</i>	<i>Bonus</i>
Strength	7	0
Intelligence	15	+2
Arcana	15	+2
Charm	10	+1
Grace	16	+3

Skills:

Triple Strike: The Beef Bandit can use three actions on each turn, but can only use each skill once per turn unless otherwise noted.

Slap in the Face: The Beef Bandit removes his glove and slaps his opponents across the face, doing 3d4+3 physical damage. (Can be used more than once per turn.)

Oh, So Clumsy!: An opponent is caused to stumble on a successful roll. The target will fall down and take 2d6+2 physical damage. The Beef Bandit must make a Grace roll against his opponent's defense rather than the standard strength roll.

That's My Cue! (Teleport): A cloud of smoke flashes on an Arcana roll of 12 or more. The Beef Bandit reappears on any empty square within 120 feet of his original location.

Sooooo SALTY!: The Beef Bandit casts a cloud of salt into the eyes of any opponent within 10 feet. The opponent must make a Grace roll of 17 or higher or they'll have a disadvantage on attacks on their next turn.

Swift Kick in the Pants: Not all fun and games, the Beef Bandit busts out a quick superkick. (And he doesn't even slap his thigh!) The Beef Bandit must make a Grace roll against his opponent's defense rather than the standard strength roll, doing 2d12+3 physical damage on a successful hit.

LARGE FRY FIEND

HP	34	
Defense	13	
Movement	35 ft.	
	Base	Bonus
Strength	8	0
Intelligence	6	-1
Arcana	9	+1
Charm	6	-1
Grace	16	+3

Skills:

[All of the Fry Fiend's skills will be rolled using its Grace stat.]

High Kick: A straight-up kick to the face dealing 2d8+1 physical damage.

Salt Shaker: The monster shakes out its long and droopy hair, flinging stray salt at all opponents nearby. Anyone in a space adjacent to the Fry Fiend must make a Grace roll of 14 or higher or they'll take 2d4+2 physical damage and be at a disadvantage on their next turn.

After the battle, the Beef Bandit makes a wisecrack and disappears in a cloud of smoke as the Fry Fiends fade away in a cloud of glittering ice shards that evaporate.

5. DOWN THE WELL: THE STAIRWELL

There are two ways out of this room — the way you came in and a stairwell on the opposite side.

The stairs are 5 feet across. As the party walks down them, the walls slowly transition from being frosted over to being covered in thick sheets of ice — a glacial wallpaper guiding your descent into a frozen abyss. The torches light your way just enough so you don't trip, but they do not completely reveal your destination. After what seems like a few hundred feet of stairs with some slight winding, you reach a room with another hallway attached to it.

WELL SUBBASEMENT

The room the party arrives in isn't much to speak of. The floor is made of ancient stone, and the walls are pure ice. It is about 15 feet across in both directions. They can either return to the stairs or head through the hallway to the west. After about 20 feet of icy tunnel, there is a pathway to the south. The party can also keep going straight.



1. WELL SUBBASEMENT: THE STONE DOOR

After 30 more feet of icy tunnel, you come across a frosted-over stone door, reminiscent of the doors from the French Fry Forest. An inscription on the door reads: “Make your sacrifice and be rewarded.” A stone altar emerges from the base of the door and awaits your decision.

2. WELL SUBBASEMENT: THE STONE ALTAR

Allow each member of the party to place something upon the altar before opening the door. What is on the other side will be determined by what they place on the altar.

If they place a weapon on the altar, they’ll find a weapon with an enchantment on the other side of the door. This weapon will grant them an additional 1d6 of physical damage on each successful attack roll.

If they place money or an item on the altar, they will find double that amount waiting for them inside the room.

If they stand on the altar themselves, they will vanish and reappear on the opposite side of the door and be stronger than ever. They will gain two points to add to the base statistic of their choosing. Both points can be applied to the same stat, or they can be divided between two stats.

3. WELL SUBBASEMENT: HEADING SOUTH

The path that heads south from the initial hallway on this floor is a 50-foot tunnel with frozen walls. Your breath hangs nearly motionless on the icy air around you. At the end of the tunnel, the path splits east and west.

4. WELL SUBBASEMENT: BEDROOM

The path to the east is only 15 feet long. It leads to a small bedroom with a few pallets laid on the ground. This appears to be where the Beef Bandit and the Fry Fiends were staying. It seems comfortable enough if the party would like to rest. If they search the room further, the party can find some scattered tennis shoes left behind by the Fry Fiends, maybe a few gold pieces depending on your discretion, and some tattered drawings of a frozen beast the party has yet to encounter — a two-headed angry icy lizard with long taloned feet and two tentacles flailing from each side of its body. The drawing is labeled “FreezaGorgon.”

5. WELL SUBBASEMENT: FROZEN LAKE

You continue to head down a long stretch of tunnel. The walls are still frozen and dimly lit by torches that are slowly beginning to fade. The tunnel is roughly 100 feet long before it opens up to a cavernous room. You cannot see the ceiling; it’s lost in the darkness above. The waterfall cascading from the well is pouring into the room on the north end. The room is nearly 100 feet across, and the floor appears to be a frozen lake. The lake is sturdy and appears to hold your weight, but the ground is very slick. As you enter the room, a two-headed angry icy lizard with long taloned feet and two tentacles flailing from each side of its body — a FreezaGorgon — bursts out from behind the icy falls, letting out a deep roar of frustration and hunger.

During this battle, if the party chooses to move anywhere within the room with the frozen lake, they must make a Grace roll of 12 or higher. If they fail the roll, they will trip and fall until their next turn.

FREEZAGORGON

HP	69	
Defense	15	
Movement	30 ft.	
	Base	Bonus
Strength	13	+2
Intelligence	9	+1
Arcana	11	+1
Charm	5	-1
Grace	8	0

Skills:

Double Strike: The FreezaGorgon can use two actions on each turn. He can only use each skill once per turn unless otherwise noted.

Hard to Chew (passive): The FreezaGorgon gains advantage on attack rolls against opponents who successfully hit him on the creature’s next turn.

Ice Spikes: The FreezaGorgon launches four ice spikes at one opponent or one at four individual opponents. Each spike hits, automatically doing 1d6 ice damage unless another skill has rendered them moot. (This attack can be used once per turn.)

Treat the block as though it has a defense of 11. A successful hit will smash the block open and leave the beef key lying on the ground to be picked up.

5. FROZEN DUNGEON: THE PATH WEST

The west tunnel leads you away from the split nearly 50 feet to a dim circular room that is only about 10 feet across. The room looks like the den of some beast, with remnants of food scattered across the ground. Among the remnants are multiple tattered paper crowns that look as though they belong to some citizens of Creepingvale. There are also four golden nuggets beneath the crowns, all stamped with the insignia of Queen Wendy. They are worth roughly 500 gold coins apiece. It appears as if the people in the paper crowns were attempting to steal the magic of Queen Wendy's nuggets.

6. FROZEN DUNGEON: THE FROZEN DOOR

The large tunnel leads to an enormous ice door that's a bright glacial blue with a large keyhole in the center.

To open this door, the party will need the beef key located in the east tunnel. There is no other way to open it. If they went straight first, they will need to go back and explore the tunnels.

Once the party acquires the beef key, it fits perfectly into the keyhole on the frozen door. The turn of the key sounds a crack like thunder roaring off the walls of the underground tunnels. The door flies inward, revealing a large ice cavern. It's 200 hundred feet across, with a ceiling too high to see in the darkness.

7. FROZEN DUNGEON: THE FRÿSTA'S CAVERN

As you enter the cavernous ice chamber, you see a familiar beast, only larger, his formerly icy tentacles are now writhing facial tentacles of frozen beef. The guttural roar of a long forgotten language shakes the room around you. Behind this new fully grown Frÿsta is an icy plateau about 30 feet high. Standing on it is the frozen visage of the Ice Jester himself. His wry smile cracks beneath his cold exterior.

The Ice Jester will randomly laugh as the party battles the Frÿsta. If the group attempts to attack the Ice Jester, the attempt will bounce off a magical barrier, and the Ice Jester will raise a Freezer Burn from the ground to counterattack.

FRÿSTA (EVOLVED)

HP	91	
Defense	16	
Movement	65 ft.	
	Base	Bonus
Strength	16	+3
Intelligence	5	-1
Arcana	8	0
Charm	2	-2
Grace	9	+1

Skills:

Double Strike: The Frÿsta can use two actions on each turn, but can only use each skill once per turn unless otherwise noted.

Iceberg: The Frÿsta throws its great icy body at its opponents. An opponent within 20 feet and anyone in a square adjacent to that opponent must make a Grace roll of 16 or higher or they'll take 2d12+4 ice damage.

Club: The Frÿsta swings its great arm like a club, doing 3d6 +2 physical damage.

Face Hugger: The Frÿsta grabs onto an opponent's face with its facial tentacles, squeezing hard and doing 2d12+2 physical damage.

Freezer Blast: A blast of icy air erupts from behind the Frÿsta's tentacles as it emits a guttural roar. The blast extends 20 feet in front of the Frÿsta, hitting anyone in its path on a successful hit, doing 4d8+2 ice damage.

On the last strike against the Frÿsta, the Ice Jester will let out a thunderous laugh as another of his beasts is turned into nothing more than a fog of ice crystals in the air. The Ice Jester will turn and run through the open door behind him. The plateau he was on has stairs that descend from the edge to the floor, and it's almost as though the Ice Jester is inviting them to join him in the next room. As they climb the stairs, the magical barrier that was surrounding the Ice Jester seems to have vanished as though it was somehow linked to the Frÿsta.



**FROZEN DUNGEON:
THE ICE JESTER'S THRONE ROOM**

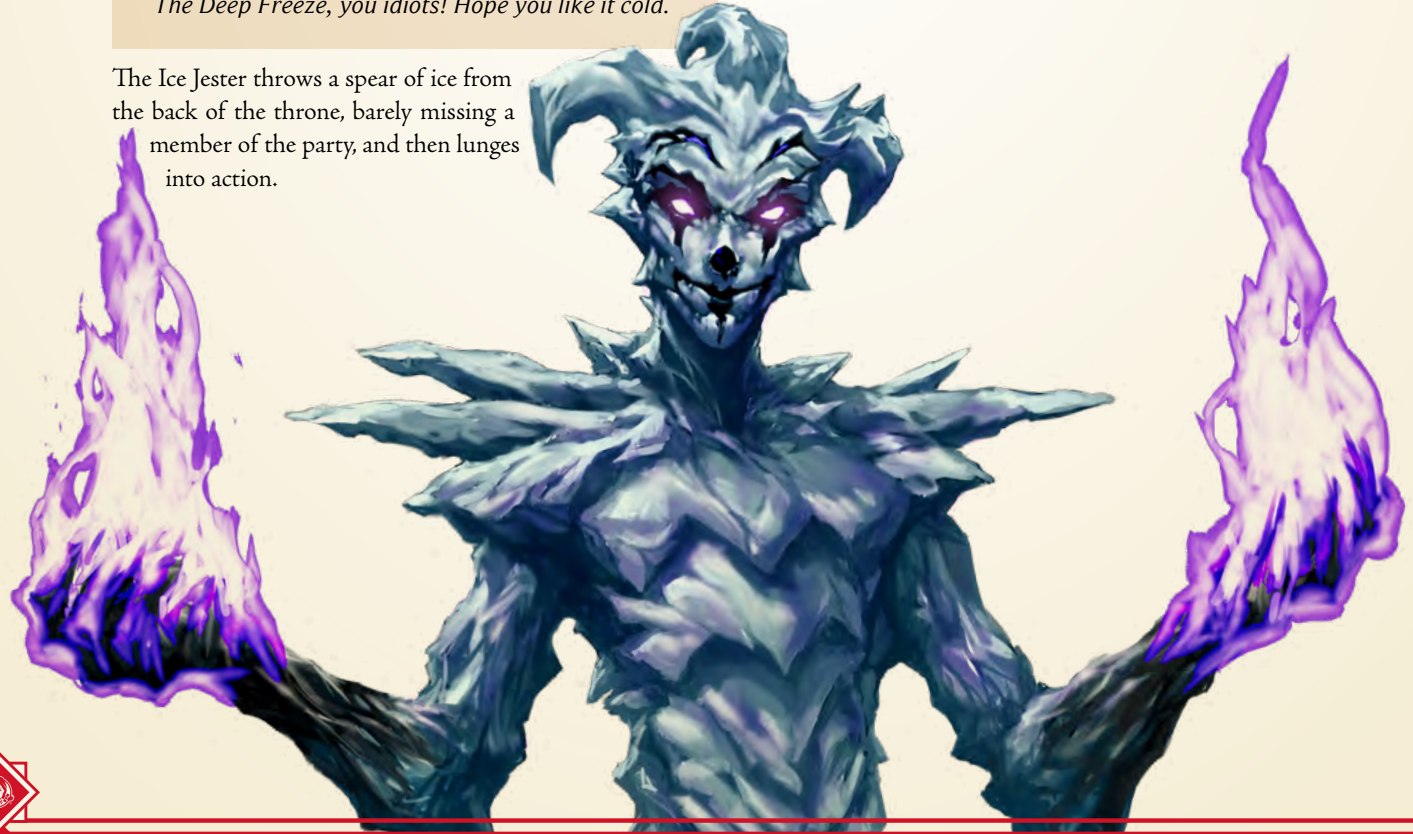
You walk through the door at the top of the plateau, only to find yourself in a room of similar size to the cavern you came from. Eight pillars of ice lead down a great hallway to a platform at the end of the room. Four stairs lead up to a throne and jagged spears of ice jut out from the back of the seat. Upon that throne sits the Ice Jester, sideways, casually dangling his legs over one of the arms. As you approach, he speaks:

Color me impressed. Little Queen Wendy actually found some dopes foolish enough to come down here. Hope she told you that you'd never come back. There's no way out of here! Welcome to The Deep Freeze, you idiots! Hope you like it cold.

The Ice Jester throws a spear of ice from the back of the throne, barely missing a member of the party, and then lunges into action.

ICE JESTER

HP	121	
Defense	14	
Movement	40 ft.	
	Base	Bonus
Strength	13	+2
Intelligence	11	+1
Arcana	17	+4
Charm	10	+1
Grace	16	+3



Skills:

Triple Strike: The Ice Jester can use three actions on each turn. He can only use each skill once per turn unless otherwise noted.

That's My Cue! (Teleport): On an Arcana roll of 12 or more, a cloud of smoke flashes and the Ice Jester reappears on any empty square within 150 feet of his original location. If the roll fails, the smoke dissipates and leaves the Ice Jester looking like a fool.

Ice Icicle Karate: A straight-up icy chop to the face, dealing 4d4+4 ice damage. (Can be used multiple times per turn.)

Glacial Movement: The Ice Jester starts a slow freeze on an opponent within 60 feet. He must roll this attack using his Arcana stat, not his Strength stat. On a successful hit, the opponent cannot move from the spot they are standing until after the next turn.

Ice Spikes: The Ice Jester launches four ice spikes at one opponent or one at four individual opponents. These spikes hit automatically unless another skill has rendered them moot. Each ice spike hits for 1d6 ice damage.

Iced Over: On an Arcana roll of 18 or higher, the Ice Jester gains resistance to all types of damage until his next turn.

Cryo Crisis: A sphere of ice forms around the Ice Jester and explodes in every direction. Anyone within 30 feet must make an Arcana roll of 16 or higher or they'll take 3d6+2 ice damage. If the save is successful, anyone caught in the path will still take half the damage.

Ice to Meat You: The Ice Jester swings a bat made of frozen beef at his opponents, doing 2d12+2 ice damage on a successful hit.

Ice Pelt: The Ice Jester forms a glowing orb of ice in each hand that can be thrown at enemies within 60 feet. Each orb does 1d10+1 ice damage. (This skill can only be used once per turn.)

As the last hit strikes the Ice Jester, he exclaims:

You haven't seen the last of me. Tell Queen Wendy to watch her bac-

ESCAPE

The Ice Jester is cut off as he melts into the frozen floor beneath him. He could have magically escaped, perhaps, but one thing stays true: This is yet another victory for fresh, never frozen beef. The ice begins to melt, and the cavern starts to shake. A door appears as the throne slides to the left and topples over. The Snake is standing there, and he motions for you to hurry.

Thanks to the melting, The Snake was able to sneak past many of the Ice Jester's frozen goons and find this hidden path out the back. He leads the party out this new path and to the other side of the Beef Gate.

RETURNING TO FRESHTOVIA AFTER THE ICE JESTER

When the party returns to Freshtovia after the final battle, Queen Wendy gives them a hero's welcome with a feast of all their favorite items: Double Stacks, Baconators, fries and Frosty treats for all. She pulls the party aside and speaks to them quietly during the celebration.

Thank you for all you have done in preventing another Frozen Age. This is truly a great victory for fresh, never frozen beef. Unfortunately, there are many others out there — detractors from freshness. I'm sure you've heard rumblings of the Creepy King going mad. It seems he's attempting to resurrect an art lost to time. A spicy art. He's known to cut corners, so we need you to rediscover this lost magical art first.

**TO BE
CONTINUED**
?

CONTINUED ADVENTURING

PART 6

EXPLORING FRESHTOVIA

There are a couple of towns in Freshtovia that won't be directly visited within the story. There are still things to see and interact with if the party decides to explore like true adventurers. Below you will find descriptions and events to be had within the remaining cities.

NUGGETON

Nuggeton is a small coastal town primarily known for its major landmark, the Retweet Tower. In an attempt to etch Queen Wendy's chicken nuggets into history, Prince Carter began building what became an enormous monument, almost a city unto itself. Though he invited the party to visit, it seems he has not returned to Nuggeton, and the tower is currently locked to outsiders until Prince Carter returns.

RETWEET TOWER OF NUGGETON

The Retweet Tower is nearly incomprehensible in size. Standing well over 500 feet tall, this circular tower is nearly 200 feet across. Atop the tower sits a golden carving of a 4-Piece Chicken Nugget that must be nearly 50 feet tall itself. There is a large entrance with a guard posted on either side, waiting to greet people as they approach. The guards will inform the party that Prince Carter has yet to return, but the group shouldn't worry about it too much because this has been known to happen from time to time. Unfortunately, they can't let in any outsiders until the prince has returned.

SWEET AND SOUR POOLS

There are two large pools in the center of Nuggeton known as the Sweet and Sour Pools. If the party has a golden nugget, they can dip it into the Sweet and Sour Pools and it will change the nugget into a golden key with a light purple radiance shining from it. Dipping additional nuggets will simply turn them into regular nuggets that can be consumed for 1d4 healing.

NUGGETON



ORDER OF CHICKEN NUGGETS TEMPLE

There is a Temple of the Order of the Chicken Nuggets due south of Retweet Tower. If a member of the party is in the Order of the Chicken Nuggets, they may enter the dojo and train. Have them roll a strength check d20 four times or until they fail the roll. If they roll above a 15 four times in a row, have them add one point to their base Strength stat. This can be attempted once per day, but can only happen successfully one time. No pumping your stats through the roof with training, you fitness junkies.

OTHER BUILDINGS

Nuggeton does have an item shop, inn and snack-smith, each having the standard list of goods. If you would like them to carry a special item, though, feel free to add it.

COSTA DEL SPICY

Costa del Spicy will seem a tad uneventful during this current campaign, but there are a few things for the party to do if they decide to venture out of their way to come here.

Costa del Spicy is warm and known for its consistently sunny weather, which is why many come here just to lie on the beach, surf and swim. When first walking into the city, there is the world-famous Strawberry Lemonade Saloon that sits right next to the Spicy Inn. There are a few houses north of the inn. In the northeast corner of town is Spicy Stables, known for its exotic animals.

East of town is the coast, and to the southeast is the most popular beach in Costa del Spicy. There are more homes in the southwest corner of town, and between the beach and the residential area sits an abandoned temple. The center of town has two fountains — a ranch fountain and a honey mustard fountain.

COSTA DEL SPICY



STRAWBERRY LEMONADE SALOON

The Strawberry Lemonade Saloon is a rip-roarin' time that people come from all over Freshtovia to experience. There are a lot of things to do inside the saloon, but the biggest reason to visit is the namesake. The Strawberry Lemonade is the perfect thirst quencher, and a great complement to any meal or snack. The party can purchase Strawberry Lemonade for 10 gold coins, and it does 1d12 healing. Drinking the lemonade during battle will cost an action.

The bartender, Amber, is a small woman with wavy dark brown hair about shoulder length. She is feisty and loves hearing the stories of all the adventurers passing through. She's constantly slinging lemonades to the patrons as her husband, Tom, sits at the end of the bar watching the saloon to make sure no one is making trouble.

STRAWBERRY LEMONADE SALOON KARAOKE

There is a stage at the north end of the saloon where people are taking turns singing the land's greatest tunes with the accompaniment of the Biggie Bards. Any member of the party can take a stab at singing their favorite tune, but their performance will be based on how well they roll against their Charm stat. Karaoke singers can earn different levels of tips based on their performance. Each adventurer can sing only once per day, because nobody likes someone who hogs the spotlight.

KARAOKE CHARM ROLLS

20 or more	50g tip! Nice!
16-19	30g tip! Well done!
12-15	20g tip! Ayyyeee!
8-11	5g tip! Not bad.
2-7	No tip, but at least they didn't boo you.
1	You are booed off stage and banned from ever performing again.

STRAWBERRY LEMONADE SALOON DANCING

There is a dance floor in front of the stage where people are performing karaoke. Party members can get out there and attempt to cut a rug. How impressed people are with them depends on a simple Grace roll. Are they a quick-stepping b-boy, or tripping all over their left feet? Guess it depends on how high they roll. Feel free to create your own dance roll chart.

STRAWBERRY LEMONADE SALOON DARTS

There are dart boards on the far west end of the saloon. Many people are standing around waiting to wager on their accuracy skills. The party can either wager against each other or a random character in the saloon that you control and roll for. If they are playing against a stranger (i.e., YOU), you get to decide how much gold that person has available to wager.

In this version of darts, you will roll a d12. You are looking to get a bull's-eye, and for us the bull's-eye is a six. The further away you get, the fewer points you get. The players will take turns until each has rolled three times. The person with the highest sum total of points wins the match and takes the pot.

DARTS ROLL POINT SYSTEM

6	Gets you 6 points
5 or 7	Gets you 5 points
4 or 8	Gets you 4 points
3 or 9	Gets you 3 points
2 or 10	Gets you 2 points
1 or 11	Gets you 1 point
12	Is a throw off the board and gets you 0 points

SPICY STABLES

The Spicy Stables do not cater to those looking for a normal steed. The owner, Alfonso, is a bit of a different breed. He's short and bald, with a full beard and glasses. And he's tanned by the sunlight of his hometown. He is very excited about the animals he has for sale and is willing to describe their habits in intricate detail. Feel free to embellish little quirks about the animals that Alfonso keeps in the stables. It is up to you to choose which type of animals and how many Alfonso has in the stables at any given time. The animals are expensive, so it is highly unlikely the party will be able to purchase most of them.

Animal	Price	HP	Attack	Damage	Movement
Rhino	1500g	50	Stampeed	1d20	Movement speed tripled
Zebra	450g	25	Bite	1d10	Movement speed doubled
Very Large Platypus	750g	30	Thump	1d12	Movement speed doubled
Ostrich	550g	20	Peck	1d10	Movement speed doubled
Giraffe	1000g	40	Trample	1d20	Movement speed tripled
Camel	250g	20	Spit	1d6	Movement speed doubled
Unicorn	5000g	80	Rainbow Horn Blast	1d20	Movement is quadrupled

THE FOUNTAINS

There are two fountains in the center of Costa del Spicy — one ranch, one honey mustard. They resemble the S'Awesome Fountain back in Freshovia. If the party still has a golden nugget and attempts to dip one in these fountains, nothing happens.

THE BEACH

The beach is bustling with people bathing in the sun, building sand castles, swimming and surfing. It is sandy and warm, and going for a quick swim is always a good time.

There are vendor carts on the beach selling lemonade. The party can buy one for 7 gold coins. Lemonade heals 1d8 HP when someone drinks it. Drinking the lemonade during battle will cost an action.

ORDER OF THE SPICY CHICKEN NUGGETS TEMPLE

The rumor is that this was the last temple of the Order of the Spicy Chicken Nuggets. The temple is two stories, and the pillars have been worn down by wind over time. The orange paint on the outside of the building is faded into the stone. There currently seems to be no way into the temple. The only door, which sits facing the beach, is sealed by magical means. If the party is trying really hard to get in to this temple, make it fairly clear that it is currently not possible.

THE INN

The Spicy Inn isn't very memorable. It has a few rooms for rent and a couple of things to eat, but it is mostly a companion to the saloon. It's where people sleep after having fun while visiting Costa del Spicy. The counter is run by a modest woman with long brown hair named Rose. She is soft-spoken, but doesn't take any guff from anyone.

MAGICAL ITEMS

It's up to you how forthcoming you wish to be about an item's magical abilities. If the item is purchased in a shop, the shop keeper may only know vague details of how the item was created or where it came from. If you choose not to disclose the magical properties of an item, players can make an Arcana roll to uncover some or all of the details of the magical item.

Item	Price	Damage	Type	Can I throw it?	Magical Properties
Dave's Never Frozen Spatula	500g	1d10	Heavy	Nope	1d6 extra heat damage to ice foes. Ignites with orange flame within 50 feet of an ice foe.
Founder's Fork	450g	1d6	Heat, Graceful/Light	60 ft.	Attacks with the Founder's Fork have an advantage against all ice foes.
The Ancestral Spoon of Biggie Vale	700g	2d6	Heavy/Two-handed	Nope	
Amulet of the Feast	350g	---	---	---	Provides resistance against attacks from hunger foes.
Drive-thru Headset	500g	---	---	---	Drive-thru headsets are magically linked and can communicate among all other headsets. Many have been lost over time, and it's unclear how many remain or who else might be listening.
Medallion of Classic Triple	300g	---	---	---	If anyone wearing this medallion manages three successful actions in a row, they will gain an immediate additional action without waiting a turn.
Gem of the Dip	---	---	---	---	Attaching the Gem of the Dip to the hilt of a weapon will add an effect to that weapon's attack. An enemy hit with this weapon must make a Grace roll of 13 or higher or fall down until the next turn.
Gem of Frosty Brilliance	---	---	---	---	Attaching the Gem of Frosty Brilliance to the hilt of a weapon will add an effect to the weapon's attack. An enemy hit with this weapon must make an Intelligence roll of 14 or more or take an additional 1d6 of mental pain.
Gem of the Ultimate Nugget	---	---	---	---	Attaching the Gem of the Ultimate Nugget to the hilt of a weapon will add an effect to the weapon's attack. An enemy hit with this weapon must make a strength roll of 12 or higher or take an additional 1d6 damage. On a failed roll, the enemy must roll again, taking an additional 1d6 damage on each failed roll until they achieve a successful roll.

MAGICAL ITEMS IN STOCK WITH BEEFY BELMONT

Item	Price	Damage	Type	Can I Throw It?	Magical Properties
Magma Stone Spoon	50g	1d4	Light	45 ft.	+1d4 additional heat damage to all ice foes
Magma Stone Knife	50g	1d4	Light	60 ft.	+1d4 additional heat damage to all ice foes
Magma Stone Fork	50g	1d4	Light/Graceful	60 ft.	+1d4 additional heat damage to all ice foes
Magma Stone Great Fork	150g	1d8	Graceful/2-handed	Nope	+1d6 additional heat damage to all ice foes
Magma Stone Spork	75g	1d6	Medium/2-handed	30 ft.	+1d6 additional heat damage to all ice foes
Magma Stone Great Spoon	150g	1d8	Heavy/2-handed	Nope	+1d6 additional heat damage to all ice foes
Magma Stone Great Knife	150g	1d8	Heavy/2-handed	10 ft.	+1d6 additional heat damage to all ice foes

— THINGS THAT — MIGHT ATTACK

*There are a number of dangerous creatures in the realm of Beef's Keep.
Below you'll find a quick guide of all the enemies that will be encountered in this adventure.*

THE BEEF BANDIT

HP	35	
Defense	13	
Movement	35 ft.	
	Base	Bonus
Strength	7	0
Intelligence	15	+2
Arcana	15	+2
Charm	10	+1
Grace	16	+3

Skills:

Double Strike: The Beef Bandit can use two actions on each turn but can only use each skill once per turn unless otherwise noted.

Slap in the Face: The Beef Bandit removes his glove and slaps his opponents across the face, doing 1d4+2 physical damage. (Can be used more than once per turn.)

Oh, So Clumsy!: An opponent is caused to stumble on a successful roll. The target will fall down and take 2d4+1 physical damage. The Beef Bandit must make a Grace roll against his opponent's defense rather than the standard strength roll.

That's My Cue! (Teleport): A cloud of smoke flashes on an Arcana roll of 12 or more. The Beef Bandit reappears on any empty square within 60 feet of his original location.

Sooooo SALTY!: The Beef Bandit casts a cloud of salt into the eyes of any opponent within 10 feet. The opponent must make a Grace roll of 15 or higher, or have disadvantage on attacks on their next turn.

Swift Kick in the Pants: Not all fun and games, the Beef Bandit busts out a quick superkick. (And he doesn't even slap his thigh!) On a hit, this attack does 2d6+3 physical damage.

HUNGER

HP	35	
Defense	14	
Movement	25 ft. walking	40 ft. flying
	Base	Bonus
Strength	14	+2
Intelligence	8	0
Arcana	15	+2
Charm	1	-2
Grace	9	+1

Skills:

Bite: The Hunger gnashes its gnarly teeth, causing 2d6 physical damage.

Wing Swipe: Hunger swipes its spiked wings through the air, cutting anything that gets in the way, dealing 1d12+1 physical damage.

Dive Bomb: Hunger flies up into the air and straight down at an opponent, doing 2d8 +1 physical damage to an opponent, and 2d4 +1 physical damage to itself. If the attack misses, Hunger does 2d8 +1 damage to itself. (*This is generally used later in a fight, as a last-ditch effort to take down the party.*)

Poison Cloud: Hunger releases a rumbling gaseous cloud from deep within its tainted innards. The cloud covers a semicircle 20 feet across from the Grumble. The cloud lasts for the next three turns. Anyone within the cloud when it appears must make an Arcana roll of 14 or higher or take 4d4 damage. Anyone who moves into the cloud in the next three turns must also make an Arcana roll of 14 or higher or take 4d4 damage.



GRUMBLE

HP	27	
Defense	12	
Movement	35 ft.	
	<i>Base</i>	<i>Bonus</i>
Strength	13	+2
Intelligence	6	-1
Arcana	13	+2
Charm	1	-2
Grace	8	0

Skills:

Bite: The Grumble gnashes its gnarly teeth, causing 2d4 physical damage.

Tongue Whip: The tongue of the Grumble is long, and it can be snapped like a bullwhip. It can reach 15 feet and does 2d6+1 physical damage.

Poison Cloud: The Grumble releases a rumbling gaseous cloud from deep within its tainted innards. The cloud covers a 20-foot semicircle radiating from the Grumble. The cloud lasts for the next three turns. Anyone who is within the cloud when it first appears must make an Arcana roll of 14 or higher or take 4d4 damage. Anyone who moves into the cloud in the next three turns must also make an Arcana roll of 14 or higher or take 4d4 damage.

PANG

HP	12	
Defense	11	
Movement	25 ft.	
	<i>Base</i>	<i>Bonus</i>
Strength	9	+1
Intelligence	3	-2
Arcana	8	0
Charm	1	-2
Grace	8	0

Skills:

Bite: The Pang gnashes its gnarly teeth, causing 1d4 physical damage.

Ram: If the Pang is more than 10 feet away from a target, it can lower its head and ram them, doing 1d8+2 physical damage.

FRY FIEND

HP	18	
Defense	12	
Movement	30 ft.	
	<i>Base</i>	<i>Bonus</i>
Strength	8	0
Intelligence	6	-1
Arcana	9	+1
Charm	6	-1
Grace	16	+3

Skills:

[All of the Fry Fiend's skills will be rolled using the monster's Grace stat.]

High Kick: A straight-up kick to the face dealing 2d4+1 physical damage.

Salt Shaker: The monster shakes out its long and droopy hair, flinging stray salt at all opponents nearby. Anyone who is in a space adjacent to a Fry Fiend must make a Grace roll of 12 or higher, or take 1d4 physical damage and be at a disadvantage on their next turn.

LARGE FRY FIEND

HP	34	
Defense	13	
Movement	35 ft.	
	<i>Base</i>	<i>Bonus</i>
Strength	8	0
Intelligence	6	-1
Arcana	9	+1
Charm	6	-1
Grace	16	+3

Skills:

[All of the Fry Fiend's skills will be rolled using its Grace stat.]

High Kick: A straight-up kick to the face dealing 2d8+1 physical damage.

Salt Shaker: The monster shakes out its long and droopy hair, flinging stray salt at all opponents nearby. Anyone in a space adjacent to the Fry Fiend must make a Grace roll of 14 or higher or they'll take 2d4+2 physical damage and be at a disadvantage on their next turn.

BEEF BANDIT (BUFFED)

HP	64	
Defense	14	
Movement	45 ft.	
	<i>Base</i>	<i>Bonus</i>
Strength	7	0
Intelligence	15	+2
Arcana	15	+2
Charm	10	+1
Grace	16	+3

Skills:

Triple Strike: The Beef Bandit can use three actions on each turn, but can only use each skill once per turn unless otherwise noted.

Slap in the Face: The Beef Bandit removes his glove and slaps his opponents across the face, doing 3d4+3 physical damage. (Can be used more than once per turn.)

Oh, So Clumsy!: An opponent is caused to stumble on a successful roll. The target will fall down and take 2d6+2 physical damage. The Beef Bandit must make a Grace roll against his opponent's defense rather than the standard strength roll.

That's My Cue! (Teleport): A cloud of smoke flashes on an Arcana roll of 12 or more. The Beef Bandit reappears on any empty square within 120 feet of his original location.

Sooooo SALTY!: The Beef Bandit casts a cloud of salt into the eyes of any opponent within 10 feet. The opponent must make a Grace roll of 17 or higher or they'll have a disadvantage on attacks on their next turn.

Swift Kick in the Pants: Not all fun and games, the Beef Bandit busts out a quick superkick. (And he doesn't even slap his thigh!) The Beef Bandit must make a Grace roll against his opponent's defense rather than the standard strength roll, doing 2d12+3 physical damage on a successful hit.

FRÝSTA

HP	47	
Defense	16	
Movement	45 ft.	
	<i>Base</i>	<i>Bonus</i>
Strength	16	+3
Intelligence	4	-2
Arcana	8	0
Charm	2	-2
Grace	8	0

Skills:

Double Strike: The Frýsta can use two actions on each turn but can only use each skill once per turn unless otherwise noted.

Iceberg: The Frýsta throws its great icy body at its opponents. An opponent within 10 feet and anyone in a square adjacent to that opponent must make a Grace roll of 14 or higher, or take 2d6+4 ice damage.

Club: The Frýsta swings its great arm like a club, doing 3d4+1 physical damage.

Face Hugger: The Frýsta grabs onto an opponent's face with its tentacles, squeezing hard and doing 1d12+1 physical damage.

Freezer Blast: A blast of icy air erupts from behind the Frýsta's tentacles as it emits a guttural roar. The blast extends 20 feet in front of the Frýsta, hitting anyone in its path on a successful hit, doing 2d8+2 ice damage.



FRÛSTA (EVOLVED)

HP	91	
Defense	16	
Movement	65 ft.	
	<i>Base</i>	<i>Bonus</i>
Strength	16	+3
Intelligence	5	-1
Arcana	8	0
Charm	2	-2
Grace	9	+1

Skills:

Double Strike: The FrÛsta can use two actions on each turn, but can only use each skill once per turn unless otherwise noted.

Iceberg: The FrÛsta throws its great icy body at its opponents. An opponent within 20 feet and anyone in a square adjacent to that opponent must make a Grace roll of 16 or higher or they'll take 2d12+4 ice damage.

Club: The FrÛsta swings its great arm like a club, doing 3d6 +2 physical damage.

Face Hugger: The FrÛsta grabs onto an opponent's face with its facial tentacles, squeezing hard and doing 2d12+2 physical damage.

Freezer Blast: A blast of icy air erupts from behind the FrÛsta's tentacles as it emits a guttural roar. The blast extends 20 feet in front of the FrÛsta, hitting anyone in its path on a successful hit, doing 4d8+2 ice damage.

MUCHO PAN: THE EXTRA BUN

HP	51	
Defense	16	
Movement	20 ft.	
	<i>Base</i>	<i>Bonus</i>
Strength	16	+3
Intelligence	5	-1
Arcana	5	-1
Charm	13	+2
Grace	8	0

Skills:

Double Strike: The Extra Bun can use two actions on each of his turns. He can only use each skill once per turn unless otherwise noted.

Hard to Chew (passive): The Extra Bun gains advantage on attack rolls against opponents that successfully hit him on his next turn.

Stale Mate: The Extra Bun hardens his exterior, gaining +1 defense until the next turn. (This skill can only be used once per turn.)

So Extra: Mucho Pan does an elaborate roll around the area to prove that he does in fact exist, and ends the move by smacking his opponent right in the face, doing 2d10+2 physical damage on a successful strike.

It's Technically a Club: The Extra Bun can roll itself up like a magazine used to swat flies in the kitchen, coming at his opponents with a clubbing strike and doing 4d6+1 physical damage on a successful strike.

FROZEN MIMIC MEAL

HP	37	
Defense	14	
Movement	15 ft.	
	<i>Base</i>	<i>Bonus</i>
Strength	11	+1
Intelligence	14	+2
Arcana	10	+1
Charm	10	+1
Grace	7	0

Skills:

Sudden Strike: The Frozen Mimic Meal strikes so fast that its opponents cannot prepare. This attack rolls against half of the opponents' Defense stats, doing 2d8 physical damage.

Tongue Whip: The Frozen Mimic Meal's long tongue snaps like a bullwhip. This attack can reach 15 feet and does 2d8+2 physical damage on a successful strike.

Icicle Karate: A straight-up icy chop to the face, dealing 4d4+4 ice damage.

FREEZER BURN

HP	42	
Defense	13	
Movement	20 ft.	
	<i>Base</i>	<i>Bonus</i>
Strength	10	+1
Intelligence	8	0
Arcana	12	+1
Charm	4	-2
Grace	9	+1

Skills:

Frozen Fist: A Freezer Burn strikes with the flat, blunt side of its icy fist, doing 2d6 +2 ice damage on a successful hit.

Frost Bite: A Freezer Burn bites down on an opponent with jagged, icy teeth, doing 1d4 ice damage on a successful hit. Any opponent hit by frost bite will take an additional 1d4 ice damage on the next three turns.

Flash Freeze: A Freezer Burn shoots a blast of icy air in a circle around itself. Any opponent in an adjacent space takes 1d6 +2 ice damage on a successful roll.

FREEZY: THE FROZEN BIRD

HP	57	
Defense	13	
Movement	20 ft. walking	50 ft. flying
	<i>Base</i>	<i>Bonus</i>
Strength	8	0
Intelligence	8	0
Arcana	12	+1
Charm	9	+1
Grace	15	+2

Skills:

Wing Swipe: Freezy swipes an icy wing through the air, cutting anything in the way and dealing 3d10+1 physical damage.

Dive Bomb: Freezy flies into the air and dives straight at an opponent to do 2d12+1 physical damage to the target and 2d4+1 physical damage to itself. If the attack misses, Freezy does 2d12+1 damage to itself. *(This is generally used later in a fight as a last-ditch effort to take down the party.)*

Ice Spikes: Freezy launches four ice spikes at one opponent or one at four individual opponents. Each spike hits, automatically doing 1d4 ice damage unless another skill has rendered them moot. (This attack can be used once per turn.)

FREEZAGORGON

HP	69	
Defense	15	
Movement	30 ft.	
	<i>Base</i>	<i>Bonus</i>
Strength	13	+2
Intelligence	9	+1
Arcana	11	+1
Charm	5	-1
Grace	8	0

Skills:

Double Strike: The FreezaGorgon can use two actions on each turn. He can only use each skill once per turn unless otherwise noted.

Hard to Chew (passive): The FreezaGorgon gains advantage on attack rolls against opponents who successfully hit him on the creature's next turn.

Ice Spikes: The FreezaGorgon launches four ice spikes at one opponent or one at four individual opponents. Each spike hits, automatically doing 1d6 ice damage unless another skill has rendered them moot. (This attack can be used once per turn.)

RAM IT!: The FreezaGorgon drops its head and charges 20 feet in any direction. On a successful hit, its opponent takes 2d10+2 physical damage. On an unsuccessful hit, the FreezaGorgon falls down and ends its turn.

Flail: The FreezaGorgon flails its icy tentacles, hitting an

CONSTABLE VON FREEZE

HP	69	
Defense	15	
Movement	40 ft.	
	<i>Base</i>	<i>Bonus</i>
Strength	12	+1
Intelligence	16	+3
Arcana	15	+2
Charm	15	+2
Grace	14	+2

Skills:

Double Strike: The constable can use two actions on each turn, but can only use each skill once per turn unless otherwise noted.

Slap in the Face: The constable straight-up slaps an enemy in the face, doing 2d4+2 physical damage. (This skill can be used more than once per turn.)

Big Headbutt: The constable swings his oversized head at the opponent, doing 1d10+4 physical damage on a hit.

The Freezer's Elbow: The constable confuses opponents by running side to side before hitting them with an icy elbow made from flash-frozen beef. The attack does 2d12+2 ice damage on a successful hit. A miss causes the constable to fall down and requires him to make a Grace roll rather than a strength roll on the next turn or remain down.

MIMIC MEAL

HP	23	
Defense	14	
Movement	10 ft.	
	<i>Base</i>	<i>Bonus</i>
Strength	10	+1
Intelligence	13	+2
Arcana	10	+1
Charm	10	+1
Grace	5	-1

Skills:

Sudden Strike: The Mimic Meal strikes suddenly, so fast its opponents cannot prepare. Attacks roll against half of the opponents' Defense stat, doing 2d8 physical damage on a successful strike.

Tongue Whip: The tongue of the Mimic Meal is long and can snap like a bullwhip. This attack can reach 15 feet and does 2d8+2 physical damage on a successful strike.

ICE JESTER

HP	121	
Defense	14	
Movement	40 ft.	
	<i>Base</i>	<i>Bonus</i>
Strength	13	+2
Intelligence	11	+1
Arcana	17	+4
Charm	10	+1
Grace	16	+3

Skills:

Triple Strike: The Ice Jester can use three actions on each turn. He can only use each skill once per turn unless otherwise noted.

That's My Cue! (Teleport): On an Arcana roll of 12 or more, a cloud of smoke flashes and the Ice Jester reappears on any empty square within 150 feet of his original location. If the roll fails, the smoke dissipates and leaves the Ice Jester looking like a fool.

Ice Karate: A straight-up icy chop to the face, dealing 4d4+4 ice damage. (Can be used multiple times per turn.)

Glacial Movement: The Ice Jester starts a slow freeze on an opponent within 60 feet. He must roll this attack using his Arcana stat, not his Strength stat. On a successful hit, the opponent cannot move from the spot they are standing until after the next turn.


Ice Spikes: The Ice Jester launches four ice spikes at one opponent or one at four individual opponents. These spikes hit automatically unless another skill has rendered them moot. Each ice spike hits for 1d6 ice damage.

Iced Over: On an Arcana roll of 18 or higher, the Ice Jester gains resistance to all types of damage until his next turn.

Cryo Crisis: A sphere of ice forms around the Ice Jester and explodes in every direction. Anyone within 30 feet must make an Arcana roll of 16 or higher or they'll take 3d6+2 ice damage. If the save is successful, anyone caught in the path will still take half the damage.

Ice to Meat You: The Ice Jester swings a bat made of frozen beef at his opponents, doing 2d12+2 ice damage on a successful hit.

Ice Pelt: The Ice Jester forms a glowing orb of ice in each hand that can be thrown at enemies within 60 feet. Each orb does 1d10+1 ice damage. (This skill can only be used once per turn.)



ILLUSTRATIONS

Alex Lopez

MAPS

Collin Fogel



ICE JESTER

THANKS
FOR
PLAYING



◆ WE'LL SEE YOU ◆

AT *Wendy's*®

RISE TO GLORY & FIGHT FOR FRESH

◆ THE NATION *of* FRESHTOVIA NEEDS YOU ◆

QUEEN WENDY HAS MAINTAINED PEACE FOR GENERATIONS

But now her archnemesis, the Ice Jester, plots to destroy her kingdom and throw the entire realm into a frozen age. The Queen seeks a band of adventurers with the courage to take on the Ice Jester and his hoard of frozen minions.

GATHER YOUR PARTY

Enter the realm of Beef's Keep, a place filled with treasure, adventure and the occasional dad joke. Battle your way through frozen foes and explore dangerous dungeons. If you are up to the task, glory awaits. Grab a hamburger and get ready to level up.



FEASTofLEGENDS.COM

Wendy's

FEAST
OF
LEGENDS

